



**PARKWAY**SCHOOLS

HIGHER EXPECTATIONS. BRIGHTER FUTURES.

# Financial Statements

*Date: July 2018*

PARKWAY SCHOOL DISTRICT  
MONTHLY FINANCIAL REPORT  
TABLE OF CONTENT

<u>DOCUMENT</u>	<u>PAGE</u>
EXECUTIVE SUMMARY. . . . .	1 - 2
GRAPHS - REVENUE, EXPENDITURE, CASH, AND FUND BALANCE .	3 - 5
RECAPITULATION OF FUNDS . . . . .	6
ACCRUAL BALANCE SHEET. . . . .	7
BREAKOUT OF CASH AND INVESTMENTS . . . . .	8
MODIFIED ACCRUAL REVENUE SCHEDULE . . . . .	9
EXPENDITURE SUMMARY BY OBJECT . . . . .	10
EXPENDITURE SUMMARY BY BUILDING . . . . .	11
EXPENDITURE SUMMARY BY PROGRAM . . . . .	12 - 14
GLOSSARY . . . . .	15 - 16
PURCHASING REPORTS . . . . .	17 - 37



TO: Board of Education

DATE: October 8, 2018

FROM: Patricia Bedborough, CPA

RE: Executive Summary July 2018

Abstract

The July financial reports are attached. As you can see it is early in the fiscal year, however the revenues received are in line with what was received last year in July as a percentage of total budget. The expenditures are slightly above the operating expenses from last year. A portion of this is the purchase of the Chromebooks for the freshmen and a portion was for the payout of the retirement incentive.

Future Issues

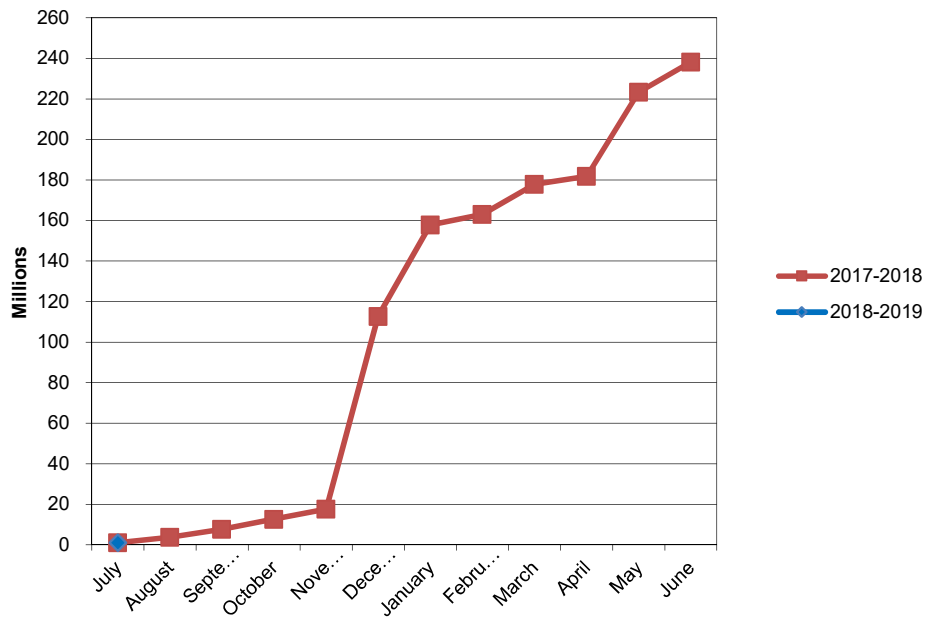
The following issues are still pending and could affect district finances in the future:

1. Health Insurance Costs – Higher health costs are a large portion of our benefit expenses. We have bid our pharmacy benefit manager through Business Health Coalition and with this, we will have substantial savings over market trends for our pharmacy beginning with October 1, 2018. We have opened our near site clinic for our employees and staff effective August. When looking at costs for 2019, we believe we can have a zero dollar increase in premiums.
2. Commercial Property Assessments Appeals – As you are aware this has been a struggle over the last several years. We have seen our collection rate fluctuate due to these settlements. We worked with the state auditor’s office last year and have calculated an additional \$3.7million in recoupment. We continue to work with St. Louis County.
3. New Construction Assessments - In September we received our final amounts from St. Louis County. We had another strong year with new construction.
4. Interest Income –Interest rates are continuing to increase. As we make our investment of funds, we will be able to project an interest income this year. Our interest from our banking account is holding strong.
5. State Revenue –DESE will be adjusting the State Adequacy Target for the formula revenues. The State Adequacy Target is still well below the amount determined by the original formula legislation.

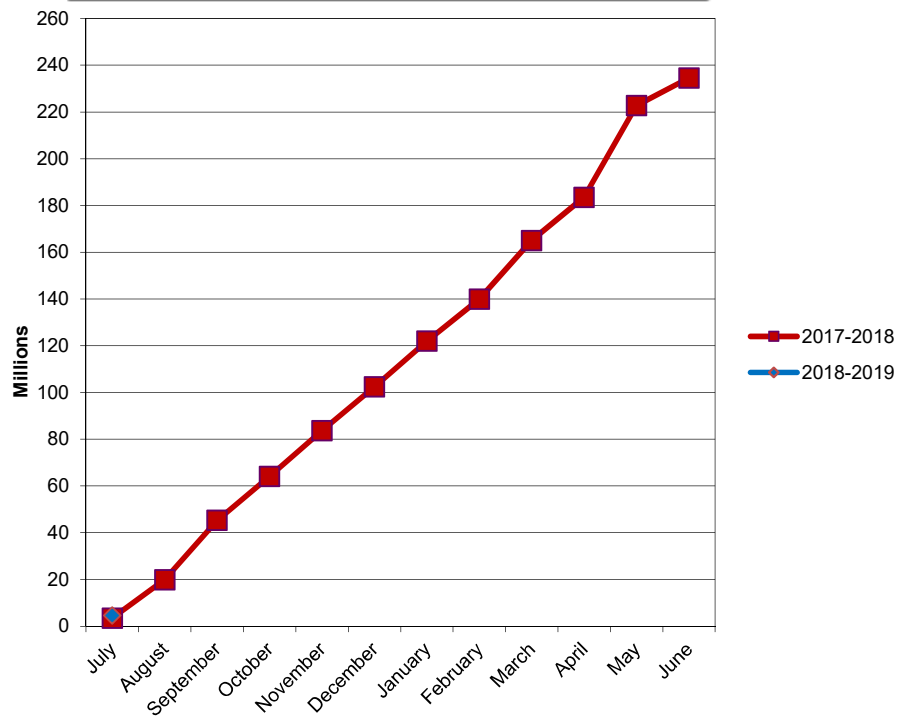
6. Unaccredited Schools – Parkway is continuing provide educational services for students from both Riverview Gardens and the Normandy School Districts that have been enrolled in Parkway. The tuition to be charged to the Normandy School District and to Riverview Garden’s School District is lower than Parkway’s regular tuition rates and is the rate charged to VICC. The students are able to remain in Parkway until they are at a natural transition and then will return to their home district.
7. Spot Market Purchases – For information purposes, fiscal year-to-date purchases under the spot market procurement policy are as follows:

Fuel	\$	4,194.17
Paper	\$	24,981.60
Trash Liner	\$	0.00
Produce:	\$	0.00

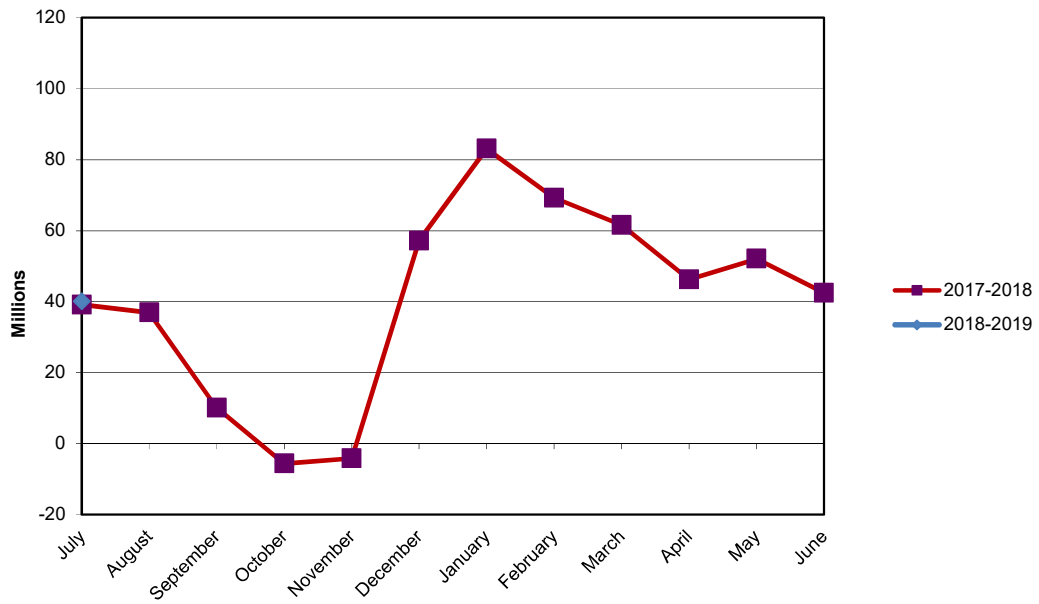
## PARKWAY SCHOOL DISTRICT ACTUAL OPERATING REVENUE

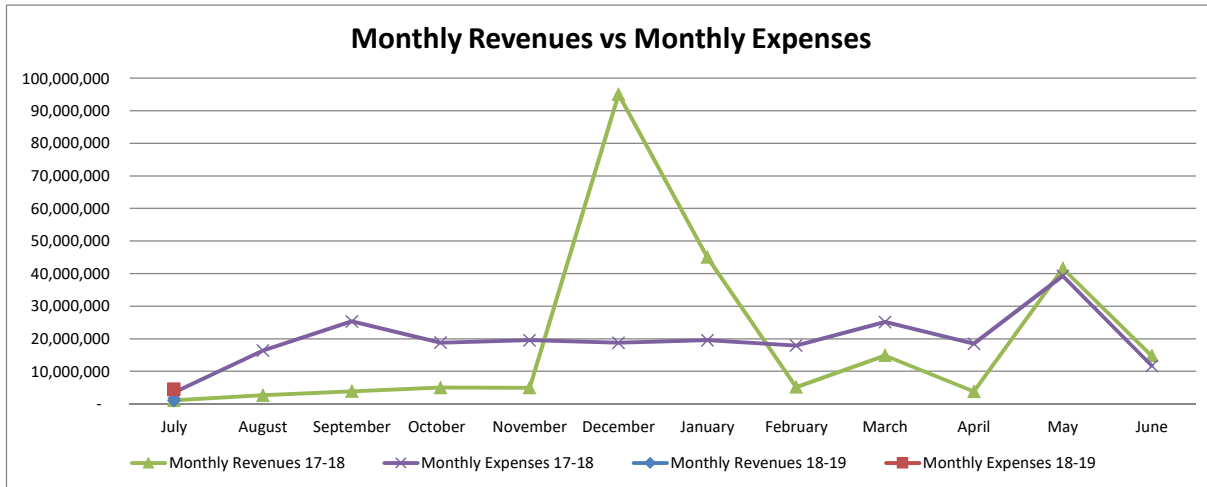
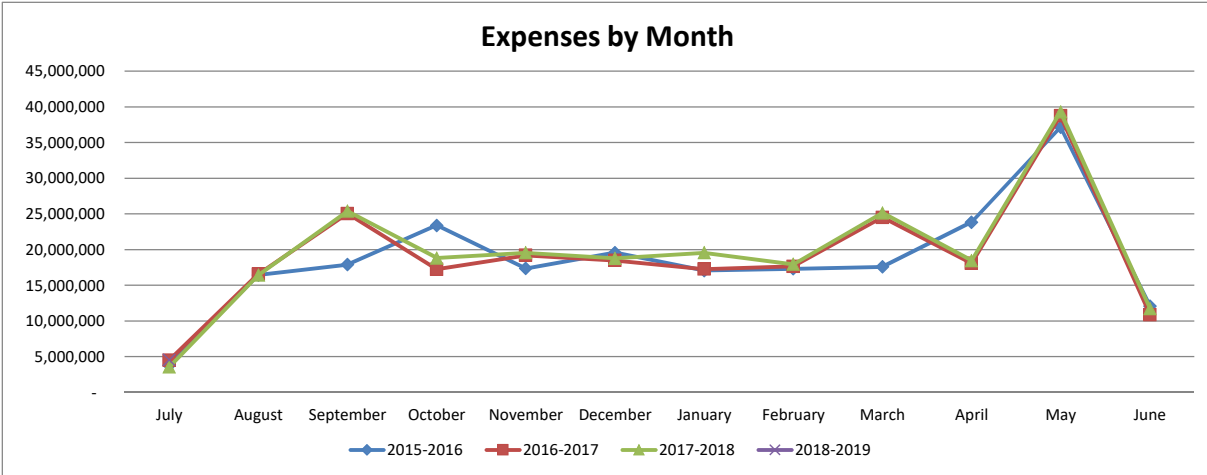
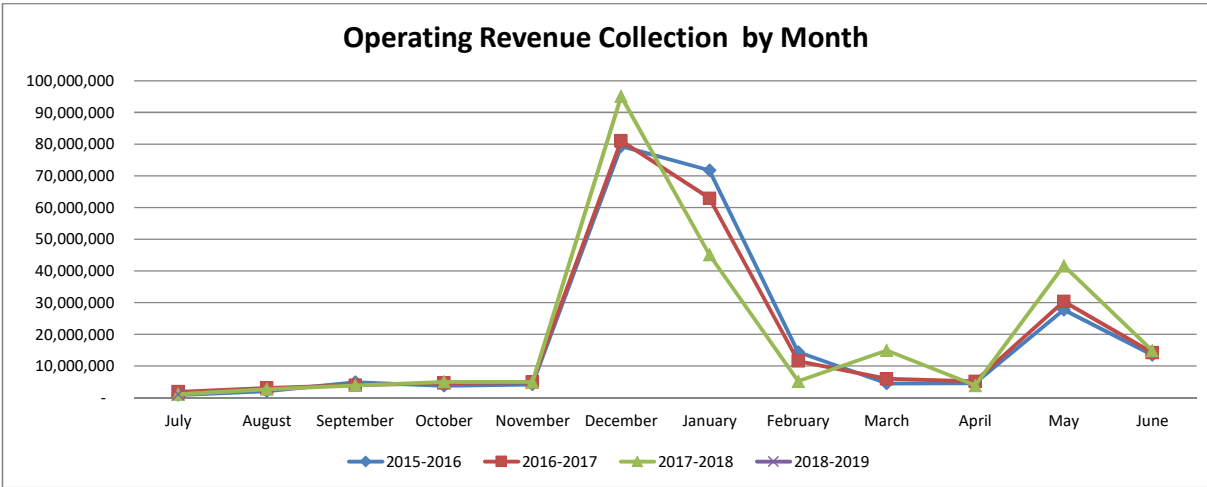


## PARKWAY SCHOOL DISTRICT ACTUAL OPERATING EXPENDITURES



## PARKWAY SCHOOL DISTRICT OPERATING FUND CASH AND INVESTMENTS





**Parkway School District  
Recapitulation of Funds  
Budget 2018-2019 With Restatement of Opening Balances**

FY2019 Full Year Projection

	<b>Operating</b>	<b>Debt Service*</b>	<b>Capital Projects</b>	<b>2014 Bond Issue</b>	<b>All Funds</b>
Beginning Fund Balance	46,492,486	36,717,985	2,253,613	17,496,421	102,960,505
Revenues	239,490,705	23,742,932	2,684,472	15,000	265,933,109
Expenses	237,222,707	24,383,598	3,001,111	10,445,285	275,052,701
Transfers	(1,225,000)	-	1,225,000	-	-
Ending Fund Balance	47,535,484	36,077,319	3,161,974	7,066,136	93,840,913

\* Debt Service balance includes \$29,178,812 held in escrow to pay off 2010 bonds

ACTUAL FY19 THROUGH 7/31/18

	<b>Operating</b>	<b>Debt Service*</b>	<b>Capital Projects</b>	<b>2014 Bond Issue</b>	<b>All Funds</b>
Beginning Fund Balance	46,492,486	36,717,985	2,253,613	17,496,421	102,960,505
Revenues	1,072,657	13	29,583	-	1,102,253
Expenses	4,535,609	-	177,129	465,254	5,177,992
Ending Fund Balance	43,029,534	36,717,998	2,106,067	17,031,167	98,884,766

ACTUAL FY18 THROUGH 7/31/17

	<b>Operating</b>	<b>Debt Service</b>	<b>Capital Projects</b>	<b>2014 Bond Issue</b>	<b>All Funds</b>
Beginning Fund Balance	44,415,182	13,767,360	652,502	38,079,930	96,914,974
Revenues	985,622	3,001	89,583	-	1,078,206
Expenses	3,539,545	-	1,357,842	325,279	5,222,666
Ending Fund Balance	41,861,259	13,770,361	(615,757)	37,754,651	92,770,514



**PARKWAY SCHOOL DISTRICT  
ACCRUAL BALANCE SHEET  
July 31, 2018**

	<b>TOTAL- ALL FUNDS 07/31/18</b>	<b>TOTAL- ALL FUNDS 07/31/17</b>
<b>ASSETS</b>		
Cash & Investments	\$ 109,190,793	\$ 100,280,958
Accounts Receivable	3,530,283	3,837,860
Inventories	1,202,633	1,701,790
Prepaid Expenses	2,830,739	1,528,720
Land	3,457,837	3,457,837
Land Improvements	17,072,007	18,034,643
Buildings/Improvements	163,361,983	151,877,414
Construction in Progress	50,522,194	52,539,700
Equipment	12,674,728	13,815,316
	<b>Total Assets</b>	<b>\$ 347,074,239</b>
	<b>\$ 363,843,197</b>	<b>\$ 347,074,239</b>
<b>LIABILITIES &amp; FUND BALANCE</b>		
Accounts Payable - Operating Funds	\$ 1,352,856	1,877,889
Accounts Payable - Debt Service Fund	-	-
Accounts Payable - Bond Issue Funds	2,228,073	605,855
Accounts Payable - Medical Fund	20,000	-
Wages, Payroll Taxes, and Benefits Payable	817,907	2,316,218
Bonds Payable	206,945,000	201,620,000
Interest Payable	2,578,845	1,924,587
Liability for Compensated Absences	1,502,251	1,432,869
Liability for Early Retirement	902,168	1,932,641
	<b>Total Liabilities</b>	<b>\$ 211,710,059</b>
	<b>\$ 216,327,100</b>	<b>\$ 211,710,059</b>
Bond Issue Fund Balance	17,031,167	37,754,651
Debt Service Fund Balance	36,717,998	13,770,361
Capital Projects Fund Balance	2,106,067	(615,757)
Equity in Fixed Assets less Long Term Liabilities	35,160,485	32,814,813
Medical Fund Balance	13,470,846	9,778,854
Operating Fund Balance	43,029,534	41,861,259
	<b>Total Fund Balance</b>	<b>\$ 135,364,180</b>
	<b>\$ 147,516,097</b>	<b>\$ 135,364,180</b>
<b>TOTAL LIABILITIES &amp; FUND BALANCE</b>	<b>\$ 363,843,197</b>	<b>\$ 347,074,239</b>

BREAKOUT OF CASH & INVESTMENT BALANCE

	<u>07/31/18</u>	<u>07/31/17</u>
MEDICAL FUND CASH	13,470,846	9,778,854
DEBT SERVICE FUND CASH	4,588,937	4,885,137
DEBT SERVICE FUND INVESTMENTS	32,129,279	8,958,378
BOND ISSUE FUND CASH	17,031,167	10,822,940
BOND ISSUE FUND INVESTMENTS	7,805	19,726,893
CAPITAL PROJECTS FUND INVESTMENT	1,826,238	-
OPERATING FUND CASH	30,136,521	46,108,756
OPERATING FUND INVESTMENTS	10,000,000	-
<b>TOTAL</b>	<b>109,190,793</b>	<b>100,280,958</b>

RESTRICTED RESERVE

	<u>07/31/18</u>	<u>07/31/17</u>
FOOD SERVICE	540,671	368,531
MEDICAL BENEFITS	13,470,846	9,778,854
STUDENT ACTIVITY	2,829,406	2,786,404
<b>TOTAL</b>	<b>16,840,923</b>	<b>12,933,789</b>

PARKWAY SCHOOL DISTRICT  
MODIFIED ACCRUAL REVENUE SCHEDULE  
TOTAL ALL FUNDS

	YEAR TO DATE 6-30-2019				YEAR TO DATE 6-30-2018			
	BUDGETED REVENUE	REVENUE REALIZED	% REALIZED	BALANCE TO BE REALIZED	REVENUE** 6/30/2018	REVENUE REALIZED	% REALIZED	BALANCE TO BE REALIZED
<b>LOCAL</b>								
Property Taxes	171,986,600	-	0.00%	171,986,600	168,199,861	-	0.00%	168,199,861
Sales Tax	15,730,950	-	0.00%	15,730,950	15,440,981	-	0.00%	15,440,981
M&M Surtax	4,431,910	-	0.00%	4,431,910	4,857,510	-	0.00%	4,857,510
Food Service	4,070,811	9,948	0.24%	4,060,863	4,209,014	10,770	0.26%	4,198,244
Other Local	8,751,638	84,471	0.97%	8,667,167	9,245,144	135,344	1.46%	9,109,800
VICC-VST Revenue	7,361,350	34,994	0.48%	7,326,356	7,890,932	-	0.00%	7,890,932
<b>TOTAL LOCAL</b>	<b>212,333,259</b>	<b>129,413</b>	<b>0.06%</b>	<b>212,203,846</b>	<b>209,843,442</b>	<b>146,114</b>	<b>0.07%</b>	<b>209,697,328</b>
<b>INTEREST</b>	<b>783,829</b>	<b>68,327</b>	<b>8.72%</b>	<b>715,502</b>	<b>798,119</b>	<b>38,579</b>	<b>4.83%</b>	<b>759,540</b>
<b>COUNTY</b>	<b>3,163,313</b>	<b>-</b>	<b>0.00%</b>	<b>3,163,313</b>	<b>3,299,694</b>	<b>-</b>	<b>0.00%</b>	<b>3,299,694</b>
<b>STATE</b>								
Basic Formula	2,353,377	177,354	7.54%	2,176,023	2,702,394	144,690	5.35%	2,557,704
Classroom Trust	6,568,938	369,186	5.62%	6,199,752	6,406,422	287,829	4.49%	6,118,593
Transportation	1,171,935	111,707	9.53%	1,060,228	1,168,043	92,129	7.89%	1,075,914
Other State	1,639,730	35,323	2.15%	1,604,407	1,998,855	203,215	10.17%	1,795,640
<b>TOTAL STATE</b>	<b>11,733,980</b>	<b>693,570</b>	<b>5.91%</b>	<b>11,040,410</b>	<b>12,275,714</b>	<b>727,863</b>	<b>5.93%</b>	<b>11,547,851</b>
<b>FEDERAL</b>								
Federal Food Service	2,112,600	522	0.02%	2,112,078	2,145,449	-	0.00%	2,145,449
Other Federal Entitlements	3,034,891	99,000	3.26%	2,935,891	2,991,905	-	0.00%	2,991,905
<b>TOTAL FEDERAL</b>	<b>5,147,491</b>	<b>99,522</b>	<b>1.93%</b>	<b>5,047,969</b>	<b>5,137,354</b>	<b>-</b>	<b>0.00%</b>	<b>5,137,354</b>
<b>OTHER FINANCING SOURCES</b>								
Transportation Reimbursement	2,748,874	42,213	1.54%	2,706,661	2,884,503	6,961	0.24%	2,877,542
Tuition From Other Districts	50,000	-	0.00%	50,000	206,142	14,509	7.04%	191,633
Sale Of Property	29,959	1,371	4.58%	28,588	35,219	213	0.60%	35,006
<b>TOTAL OTHER FINANCING SOURCES</b>	<b>2,828,833</b>	<b>43,584</b>	<b>1.54%</b>	<b>2,785,249</b>	<b>3,125,864</b>	<b>21,683</b>	<b>0.69%</b>	<b>3,104,181</b>
<b>SUB-TOTAL OPERATING REVENUE</b>	<b>235,990,705</b>	<b>1,034,416</b>	<b>0.44%</b>	<b>234,956,289</b>	<b>234,480,187</b>	<b>934,239</b>	<b>0.40%</b>	<b>233,545,948</b>
<b>STUDENT ACTIVITIES</b>	<b>3,500,000</b>	<b>38,241</b>	<b>1.09%</b>	<b>3,461,759</b>	<b>3,623,837</b>	<b>51,383</b>	<b>1.42%</b>	<b>3,572,454</b>
<b>TOTAL OPERATING REVENUE</b>	<b>239,490,705</b>	<b>1,072,657</b>	<b>0.45%</b>	<b>238,418,048</b>	<b>238,104,024</b>	<b>985,622</b>	<b>0.41%</b>	<b>237,118,402</b>
<b>NON-OPERATING REVENUES</b>								
2015 Bond Issue Interest/Premium	15,000	-	0.00%	15,000	302,657	-	0.00%	302,657
Refunding Bond Issuance	-	-	0.00%	-	27,405,000	-	0.00%	27,405,000
Refunding Bond Issue Premium	-	-	0.00%	-	2,276,429	-	0.00%	2,276,429
Debt Service Property Taxes	22,685,250	-	0.00%	22,685,250	22,185,774	-	0.00%	22,185,774
Debt Service Interest/Premium	505,192	13	0.00%	505,179	729,102	3,001	0.41%	726,101
Debt Service County Revenue	552,490	-	0.00%	552,490	642,409	-	0.00%	642,409
Cap. Projects Property Taxes	2,314,822	-	0.00%	2,314,822	2,263,855	-	0.00%	2,263,855
Capital Projects Other Local	59,650	-	0.00%	300,000	412,470	-	0.00%	412,470
Capital Projects Grants	-	-	0.00%	-	290,055	-	0.00%	290,055
Marketing Agreement	300,000	29,583	9.86%	-	378,750	89,583	23.65%	289,167
Capital Interest/Premium	10,000	-	0.00%	10,000	236	-	100.00%	236
<b>TOTAL ALL REVENUE SOURCES</b>	<b>265,933,109</b>	<b>1,102,253</b>	<b>0.41%</b>	<b>264,830,856</b>	<b>294,990,760</b>	<b>1,078,206</b>	<b>0.37%</b>	<b>293,912,554</b>

EXPENDITURE SUMMARY BY OBJECT  
TOTAL ALL FUNDS  
July 31, 2018

	BUDGET 2018-2019	ACTUAL EXPENDITURES YTD 7/31/2018	% EXPENDED 2018-2019	ACTUAL** EXPENDITURES 06/30/2018	ACTUAL EXPENDITURES YTD 6/30/2018	% EXPENDED 2017-2018	CHANGE FROM PRIOR YEAR \$	%
<b>SALARIES</b>								
Certificated	102,157,728	200,761	0.20%	98,362,989	102,133	0.10%	98,628	0.09%
Classified	37,113,174	1,026,272	2.77%	37,714,509	757,080	2.01%	269,192	0.76%
Administrative	12,387,413	925,411	7.47%	11,740,688	901,598	7.68%	23,813	-0.21%
<b>TOTAL SALARIES</b>	<b>151,658,315</b>	<b>2,152,444</b>	<b>1.42%</b>	<b>147,818,186</b>	<b>1,760,811</b>	<b>1.19%</b>	<b>391,633</b>	<b>0.23%</b>
<b>BENEFITS</b>								
Retirement, Social Security and Medicare	25,237,375	311,232	1.23%	25,027,067	286,673	1.15%	24,559	0.09%
Medical, Dental and Life Insurance	29,110,858	404,221	1.39%	27,759,590	408,399	1.47%	(4,178)	-0.08%
<b>TOTAL BENEFITS</b>	<b>54,348,233</b>	<b>715,453</b>	<b>1.32%</b>	<b>52,786,657</b>	<b>695,072</b>	<b>1.32%</b>	<b>20,381</b>	<b>0.00%</b>
<b>PURCHASED SERVICES</b>								
Substitute Services	2,948,473	-	0.00%	3,108,104	-	0.00%	-	0.00%
Tuition	148,000	18,382	12.42%	137,925	38,079	27.61%	(19,697)	-15.19%
Professional Services	2,292,455	108,874	4.75%	1,876,035	275,866	14.70%	(166,992)	-9.96%
Audit	34,000	8,000	23.53%	29,000	6,000	20.69%	2,000	2.84%
Technical Services	92,400	-	0.00%	156,988	36,632	23.33%	(36,632)	-23.33%
Legal Services	200,000	218	0.11%	171,663	3,721	2.17%	(3,503)	-2.06%
Property Services	2,184,431	64,020	2.93%	2,181,468	168,645	7.73%	(104,625)	-4.80%
Travel & Contracted Trans.	1,748,554	(1,165)	-0.07%	2,354,238	73,621	3.13%	(74,786)	-3.19%
Property Insurance	864,809	-	0.00%	830,850	-	0.00%	-	0.00%
Liability Insurance	847,639	-	0.00%	801,690	1,045	0.13%	(1,045)	-0.13%
Other Purchased Services	1,686,392	166,858	9.89%	1,664,595	84,727	5.09%	82,131	4.80%
<b>TOTAL PURCHASED SERVICES</b>	<b>13,047,153</b>	<b>365,187</b>	<b>2.80%</b>	<b>13,312,556</b>	<b>688,336</b>	<b>5.17%</b>	<b>(323,149)</b>	<b>-2.37%</b>
<b>CONSUMABLES</b>								
General Supplies	3,945,734	198,265	5.02%	3,977,905	123,682	3.11%	74,583	1.92%
Instructional Supplies	6,820,158	933,599	13.69%	6,437,240	176,397	2.74%	757,202	10.95%
Library Books	279,575	17,973	6.43%	272,414	4,472	1.64%	13,501	4.79%
Energy Services	4,072,900	30,791	0.76%	3,989,929	890	0.02%	29,901	0.73%
Food Service Supplies	3,000,000	85,007	2.83%	2,462,106	2,140	0.09%	82,867	2.75%
<b>TOTAL CONSUMABLES</b>	<b>18,118,367</b>	<b>1,265,635</b>	<b>6.99%</b>	<b>17,139,594</b>	<b>307,581</b>	<b>1.79%</b>	<b>958,054</b>	<b>5.19%</b>
<b>OPERATING LEASES</b>	<b>50,639</b>	<b>-</b>	<b>0.00%</b>	<b>37,823</b>	<b>-</b>	<b>0.00%</b>	<b>-</b>	<b>0.00%</b>
<b>SUBTOTAL OPERATING EXPENSES</b>	<b>237,222,707</b>	<b>4,498,719</b>	<b>1.90%</b>	<b>231,094,816</b>	<b>3,451,800</b>	<b>1.49%</b>	<b>1,046,919</b>	<b>0.40%</b>
<b>STUDENT ACTIVITIES</b>	<b>3,500,000</b>	<b>36,890</b>	<b>1.05%</b>	<b>3,431,904</b>	<b>87,745</b>	<b>2.56%</b>	<b>(50,855)</b>	<b>-1.50%</b>
<b>ANTICIPATED EXPENDITURE SAVINGS</b>	<b>(3,500,000)</b>	<b>-</b>	<b>0.00%</b>	<b>-</b>	<b>-</b>	<b>0.00%</b>	<b>-</b>	<b>0.00%</b>
<b>TOTAL OPERATING EXPENSES</b>	<b>237,222,707</b>	<b>4,535,609</b>	<b>1.91%</b>	<b>234,526,720</b>	<b>3,539,545</b>	<b>1.51%</b>	<b>996,064</b>	<b>0.40%</b>
<b>CAPITAL OUTLAY - NON BOND EXPENSES</b>								
Land Improvement	100,000	17,774	17.77%	439,404	24,721	5.63%	(6,947)	12.15%
Building Alterations	100,000	-	0.00%	109,544	2,504	2.29%	(2,504)	-2.29%
General Equipment	351,478	65,162	18.54%	592,157	1,280,230	216.20%	(1,215,068)	-197.66%
Instructional Equipment	300,000	3,353	1.12%	303,333	1,245	0.41%	2,108	0.71%
Technology Equipment	200,000	32,560	16.28%	209,280	-	0.00%	32,560	16.28%
Student Activity	100,000	2,372	2.37%	96,799	2,110	2.18%	0.19%	0.19%
Vehicles	240,000	-	0.00%	5,080	-	0.00%	-	0.00%
School Buses	1,278,159	10,100	0.79%	1,159,675	-	100.00%	10,100	-99.21%
<b>TOTAL CAPITAL OUTLAY</b>	<b>2,669,637</b>	<b>131,321</b>	<b>4.92%</b>	<b>2,915,272</b>	<b>1,310,810</b>	<b>44.96%</b>	<b>(1,179,489)</b>	<b>-40.04%</b>
<b>BOND ISSUE EXPENDITURES</b>	<b>10,445,285</b>	<b>465,254</b>	<b>4.45%</b>	<b>20,886,166</b>	<b>325,279</b>	<b>1.56%</b>	<b>139,975</b>	<b>2.90%</b>
<b>CAPITAL FUND - BUS LEASES</b>	<b>331,474</b>	<b>45,808</b>	<b>13.82%</b>	<b>328,980</b>	<b>47,032</b>	<b>14.30%</b>	<b>(1,224)</b>	<b>-0.48%</b>
<b>DEBT SERVICE - GO BONDS</b>	<b>24,383,598</b>	<b>-</b>	<b>0.00%</b>	<b>30,288,090</b>	<b>-</b>	<b>0.00%</b>	<b>-</b>	<b>0.00%</b>
<b>GRAND TOTAL EXPENSES</b>	<b>275,052,701</b>	<b>5,177,992</b>	<b>1.88%</b>	<b>288,945,228</b>	<b>5,222,666</b>	<b>1.81%</b>	<b>(44,674)</b>	<b>0.08%</b>

**Parkway School District  
Building Location Recap Report**

Fiscal Year 2019 Through Period 1    Run Date: 10-02-2018 @ 11:17:46

	<b>Budget</b>	<b>Expended</b>	<b>Encumbrances</b>	<b>Unexpended</b>
FERN RIDGE HIGH	16,400.00	12.63	0.00	16,387.37
CENTRAL HIGH	255,020.00	2,292.27	16,995.81	235,731.92
NORTH HIGH	215,685.00	47.09	27,192.48	188,445.43
WEST HIGH	288,845.00	8,034.73	53,126.16	227,684.11
SOUTH HIGH	343,170.00	7,290.25	44,447.89	291,431.86
SOUTHWEST MIDDLE	102,357.00	1,301.63	5,074.96	95,980.41
CENTRAL MIDDLE	135,252.00	5,554.23	17,658.59	112,039.18
NORTHEAST MIDDLE	136,017.00	13,490.54	500.00	122,026.46
SOUTH MIDDLE	90,423.00	19.29	9,451.23	80,952.48
WEST MIDDLE	169,371.00	928.70	40,823.40	127,618.90
BARRETS ELEM.	55,096.00	11,610.79	2,957.20	40,528.01
BELLERIVE ELEM.	52,682.00	1,875.21	5,203.39	45,603.40
CARMAN TRAILS ELEM.	62,338.00	1,584.06	15,947.52	44,806.42
CLAYMONT ELEM.	69,864.00	13,595.32	9,569.85	46,698.83
CRAIG ELEM.	69,012.00	6,187.52	16,789.08	46,035.40
GREEN TRAILS ELEM.	59,498.00	10,553.38	3,099.87	45,844.75
HANNA WOODS ELEM.	65,036.00	6,461.42	13,782.79	44,791.79
HENRY ELEM.	86,194.00	145.45	2,029.66	84,018.89
HIGHCROFT ELEM.	50,694.00	5,883.14	2,591.25	42,219.61
MASON RIDGE ELEM.	67,450.00	6,409.94	4,335.68	56,704.38
MCKELVEY ELEM.	93,669.00	9,779.61	10,992.59	72,896.80
OAK BROOK ELEM.	74,266.00	9,697.86	9,867.27	54,700.87
PIERREMONT ELEM.	60,776.00	1,104.91	15,903.59	43,767.50
RIVER BEND ELEM.	66,030.00	8,959.48	5,185.35	51,885.17
ROSS ELEM.	48,422.00	1,012.17	11,565.17	35,844.66
SORRENTO SPRINGS ELEM.	37,346.00	2,643.68	5,410.34	29,291.98
SHENANDOAH VALLEY ELEM.	67,166.00	5,713.25	11,580.64	49,872.11
WREN HOLLOW ELEM.	56,516.00	191.65	22,773.18	33,551.17
<b>Grand Total for Funds 10-12</b>	<b>2,862,892.00</b>	<b>142,380.20</b>	<b>368,262.32</b>	<b>2,352,249.48</b>
<b>Grand Total for Fund 20</b>	<b>0.00</b>	<b>0.00</b>	<b>0.00</b>	<b>0.00</b>
<b>Grand Total for Fund 30</b>	<b>0.00</b>	<b>0.00</b>	<b>0.00</b>	<b>0.00</b>
<b>Grand Total for Funds 40-41</b>	<b>31,703.00</b>	<b>0.00</b>	<b>16,592.62</b>	<b>15,110.38</b>
<b>Grand Total All</b>	<b>2,894,595.00</b>	<b>142,380.20</b>	<b>384,854.94</b>	<b>2,367,359.86</b>

**Parkway School District  
Consolidated Budget - Programs Recap Report**

Fiscal Year 2019 Through Period 1    Run Date: 10-02-2018 @ 11:18:36

	<b>Budget</b>	<b>Expended</b>	<b>Encumbrances</b>	<b>Unexpended</b>
<b>SPECIAL READING</b>	17,871.00	3,010.04	1,367.36	13,493.60
<b>COMM ARTS</b>	183,156.00	27,264.97	28,015.01	127,876.02
<b>MATHEMATICS</b>	79,128.00	2,812.80	3,074.49	73,240.71
<b>FINE ARTS</b>	372,620.00	8,557.87	9,437.27	354,624.86
<b>PHYSICAL EDUCATION</b>	59,757.00	5,897.66	17,229.59	36,629.75
<b>SCIENCE</b>	117,050.00	1,243.68	3,537.40	112,268.92
<b>SOCIAL STUDIES</b>	106,597.00	1,891.15	10,790.68	93,915.17
<b>INSTRUCTIONAL TECHNOLOGY</b>	102,875.00	8,455.20	398.07	94,021.73
<b>GUIDANCE</b>	26,276.00	137.44	280.00	25,858.56
<b>ART</b>	135,877.00	18,072.63	34,265.53	83,538.84
<b>BLDG ADMIN SERVICES</b>	1,641,136.00	57,124.48	196,756.50	1,387,255.02
<b>AUDIO VISUAL SERVICES</b>	13,180.00	0.00	574.30	12,605.70
<b>BUSINESS EDUCATION</b>	43,102.00	0.00	5,050.00	38,052.00
<b>MODERN CLASSICAL LANG</b>	43,204.00	527.34	275.52	42,401.14
<b>FAMILY AND CONSUMER SC</b>	63,600.00	0.00	6,500.00	57,100.00
<b>INDUSTRIAL ARTS</b>	45,560.00	72.46	4,648.54	40,839.00
<b>STUDENT BODY ACT</b>	99,414.00	1,871.60	52,284.87	45,257.53
<b>DRIVERS EDUCATION</b>	920.00	0.00	0.00	920.00
<b>COOP VOC ED</b>	69,467.00	251.40	3,391.00	65,824.60
<b>UNIFIED STUDIES</b>	2,580.00	0.00	0.00	2,580.00
<b>SPEECH</b>	26,553.00	0.00	1,467.50	25,085.50
<b>LIBRARY SVCS</b>	81,072.00	6,586.02	11,658.54	62,827.44
<b>HEALTH ED</b>	7,051.00	0.00	0.00	7,051.00
<b>EEE CAMP</b>	123,917.00	-366.30	46.15	124,237.15
<b>GIFTED EDUCATION</b>	218,386.00	14,779.62	1,197.62	202,408.76
<b>DRUG FREE SCHOOL</b>	133,408.48	0.00	0.00	133,408.48
<b>ADC</b>	630,543.00	24,354.47	2,280.00	603,908.53
<b>SUMMER SCHOOL</b>	1,519,475.00	81,202.70	0.00	1,438,272.30
<b>INSTRUCTIONAL STAFFING</b>	134,878,346.86	197,657.09	0.00	134,680,689.7
<b>BLDG LEVEL STAFFING</b>	17,196,851.00	948,454.84	0.00	16,248,396.16
<b>SPECIAL SERVICES</b>	488,868.00	47,084.45	15,000.00	426,783.55
<b>ESOL</b>	17,778.00	0.00	195.91	17,582.09
<b>ATHLETICS</b>	1,009,781.00	40,050.72	80,300.00	889,430.28
<b>ADULT BASIC EDUCATION</b>	1,631,285.00	45,490.27	4,000.00	1,581,794.73
<b>SWIM CLUB</b>	850,596.00	30,142.86	0.00	820,453.14
<b>EARLY CHILDHOOD</b>	1,714,276.00	19,429.30	9,399.96	1,685,446.74
<b>PRESCHOOLS</b>	2,138,430.00	34,904.42	11,753.62	2,091,771.96
<b>PARK ROCK COMM ED</b>	5,000.00	215.00	0.00	4,785.00

**Parkway School District  
Consolidated Budget - Programs Recap Report**

Fiscal Year 2019 Through Period 1    Run Date: 10-02-2018 @ 11:18:36

	<b>Budget</b>	<b>Expended</b>	<b>Encumbrances</b>	<b>Unexpended</b>
<b>STUDENT SERVICES</b>	129,295.00	2,276.50	131.80	126,886.70
<b>PUPIL PERSONNEL</b>	2,042,806.00	20,186.55	7,135.80	2,015,483.65
<b>HEALTH SERVICES</b>	2,739,358.00	59,779.43	3,406.47	2,676,172.10
<b>GUIDANCE AND COUNSELING</b>	197,117.00	39,556.66	0.00	157,560.34
<b>TEACH LEARN ACCOUNTABILITY</b>	4,151,382.00	165,055.66	144,093.79	3,842,232.55
<b>PROFESSIONAL LEARNING</b>	1,424,713.00	20,533.73	39,339.30	1,364,839.97
<b>READING DIAGNOSTICS</b>	204,345.75	0.00	0.00	204,345.75
<b>EVALUATION</b>	267,638.00	16,312.25	3,558.60	247,767.15
<b>INSTRUC TECH LIBRARY MEDIA</b>	943,333.00	39,816.71	61,008.10	842,508.19
<b>STUDENT ASSESSMENT</b>	409,367.00	8,817.88	48,583.00	351,966.12
<b>PROGRESS MONITORING</b>	817,164.00	10,686.83	0.00	806,477.17
<b>BOARD OF EDUCATION</b>	183,555.00	15,966.00	0.00	167,589.00
<b>SUPERINTENDENT</b>	468,647.00	32,945.35	0.00	435,701.65
<b>DISTRICT DUES</b>	154,100.00	86,632.73	40,808.22	26,659.05
<b>LEGAL SERVICES</b>	234,000.00	8,217.57	21,000.00	204,782.43
<b>DEPUTY SUPERINTENDENT</b>	345,571.00	19,433.41	0.00	326,137.59
<b>ASST SUPER OF STUDENT SERVICES</b>	306,123.00	15,682.17	0.00	290,440.83
<b>CHIEF FINANCIAL OFFICER</b>	312,444.00	19,200.92	0.00	293,243.08
<b>COMMUNICATIONS</b>	936,952.00	100,870.19	93,470.09	742,611.72
<b>SAFETY SECURITY</b>	1,330,788.00	26,289.41	20,594.79	1,283,903.80
<b>SPECIAL PROJECTS</b>	90,723.00	2,088.73	0.00	88,634.27
<b>FINANCE</b>	976,163.00	43,411.98	8,104.22	924,646.80
<b>INTERNAL EQUIP FIN</b>	456,360.00	108,669.49	364,590.18	-16,899.67
<b>RISK MGMT</b>	2,261,532.00	8,765.30	46,612.49	2,206,154.21
<b>FOOD SERVICES</b>	6,872,016.00	131,189.47	2,652,414.14	4,088,412.39
<b>PURCHASING</b>	395,962.00	28,688.23	500.00	366,773.77
<b>PRINT SHOP</b>	28,336.00	2,675.76	6,364.96	19,295.28
<b>SCHOOL STORES</b>	440,123.00	9,951.45	123,602.38	306,569.17
<b>WAREHOUSE</b>	1,228,140.00	32,943.79	0.00	1,195,196.21
<b>MAILROOM</b>	94,053.00	2,731.13	0.00	91,321.87
<b>TECHNOLOGY</b>	7,156,696.00	960,156.91	638,356.14	5,558,182.95
<b>HUMAN RESOURCES</b>	1,118,585.00	77,715.16	11,711.80	1,029,158.04
<b>TRANSPORTATION</b>	6,918,901.00	134,546.69	1,170,431.10	5,613,923.21
<b>SSD TRANSPORTATION</b>	2,782,606.00	61,890.35	0.00	2,720,715.65
<b>FACILITY OPERATIONS</b>	8,198,278.00	223,492.04	133,037.22	7,841,748.74
<b>FACILITY MAINTENANCE</b>	5,190,547.00	196,722.76	520,618.23	4,473,206.01
<b>GROUNDS MAINTENANCE</b>	1,941,334.00	67,782.32	195,021.55	1,678,530.13
<b>PLANNING</b>	1,415,596.48	50,715.88	187,164.37	1,177,716.23

**Parkway School District  
Consolidated Budget - Programs Recap Report**

Fiscal Year 2019 Through Period 1    Run Date: 10-02-2018 @ 11:18:36

	Budget	Expended	Encumbrances	Unexpended
<b>ENVIRONMENTAL SVCS</b>	747,447.00	55,083.70	159,461.60	532,901.70
<b>FACILITY MANAGEMENT</b>	752,749.00	34,382.38	11,920.75	706,445.87
<b>SUSTAINABILITY</b>	5,109,810.00	70,821.18	3,621,262.76	1,417,726.06
<b>2014 BOND</b>	15,430,285.00	465,254.02	7,201,667.76	7,763,363.22
<b>DEBT SERVICE</b>	24,400,598.00	0.00	6,250.00	24,394,348.00
<b>STATE GRANTS</b>	372,071.50	0.00	0.00	372,071.50
<b>FEDERAL GRANTS</b>	2,513,148.00	26,371.61	55,715.23	2,431,061.16
<b>LOCAL GRANTS</b>	121,835.11	7,244.17	5,309.16	109,281.78
<b>Grand Total for Funds 10-12</b>	<b>83,198,779.59</b>	<b>3,112,447.81</b>	<b>9,444,658.49</b>	<b>70,641,673.29</b>
<b>Grand Total for Fund 20</b>	<b>154,462,807.59</b>	<b>1,386,270.66</b>	<b>0.00</b>	<b>153,076,536.9<sup>2</sup></b>
<b>Grand Total for Fund 30</b>	<b>24,400,598.00</b>	<b>0.00</b>	<b>6,250.00</b>	<b>24,394,348.00</b>
<b>Grand Total for Funds 40-41</b>	<b>18,445,396.00</b>	<b>640,012.16</b>	<b>8,667,512.94</b>	<b>9,137,870.90</b>
<b>Grand Total All</b>	<b>280,507,581.18</b>	<b>5,138,730.63</b>	<b>18,118,421.43</b>	<b>257,250,429.1<sup>2</sup></b>



• **GLOSSARY**

ACCOUNTS PAYABLE - Unpaid amounts currently owed to vendors for goods and services provided.

ACCOUNTS RECEIVABLE - Revenues earned but not yet received by the District.

AMOUNT PROVIDED FOR BOND PRINCIPAL - Amount available to meet current and future bond payments.

AMOUNT TO BE PROVIDED FOR PRINCIPAL AND INTEREST - The amount of funds needed to repay remaining bonded indebtedness. This is a “memo type” entry and does not represent an actual accumulation of cash.

BONDS AND INTEREST PAYABLE - CURRENT - Amount of bond principal and interest payable in future years.

CONSTRUCTION IN PROGRESS - Amounts expended to date on construction projects not completed. When completed, this account is reduced by the total cost of the completed projects.

ENCUMBRANCES - Obligations in the form of purchase orders, contracts, salary commitments, etc. for which a budgeted appropriation has been made.

EQUITY IN GENERAL FIXED ASSETS - Represents the appropriation of funds over a number of years to acquire land, buildings / improvements, and equipment. It is an offset to the respective asset accounts.

FUND BALANCE - The excess of assets over liabilities, which represent the “net worth” of a fund.

FUNDS - The four basic funds and their purposes are:

Capital Projects (Building) - Only capital equipment and building additions / alterations can be charged to this fund. Primary sources of revenue are property / delinquent taxes, building leases, investment income and sale of bonds.

Debt Service - Bond principal, interest and fees associated with the issue and redemption of bonds are the only expenses chargeable to this fund. Primary sources of revenue are property / delinquent taxes and investment income.

General (Incidental) - Expenses not specifically chargeable to other funds are charged to this fund. Primary sources of revenue are property / delinquent taxes, sales tax, investment income, minimum guarantee, VST, textbook, transportation and food service.

Special Revenue (Teachers) - Only salaries for certificated personnel and the cost medical / dental / vision / life insurance can be charged to this fund. Primary sources of revenue are property / delinquent taxes, investment income, state utility tax, minimum guarantee and VST.

INVENTORIES - Value of consumables purchased for future use.

PREPAID EXPENSES - Services paid for in advance of use (e.g. insurance).

RESERVE - Portion of the fund balance which is segregated for a future use and, therefore, not available for future appropriation.

RESERVE FOR BUDGETED ENCUMBRANCE - Funds budgeted and encumbered but not yet spent.

RESTRICTED RESERVE - Balances in the General Fund or Capital Projects Fund restricted as to the use (e.g. future medical / dental benefits) or unspent bond issue funds.

UNREALIZED REVENUES - Revenues budgeted but not yet realized.

UNSPENT BUDGETED FUNDS - Funds budgeted but not expended or encumbered.



## FOR MONTH OF: JULY - FY19

Attached is a list (alphabetical by vendor) of purchase orders and order for payments \$500 to \$15,000 and \$15,000 + which the administration has approved in accordance with Policy #DJEBP

Reports per DIC.BP

c: Patty Bedborough, Brian Whittle, Erik Lueders

ORDER FOR PAYMENT  
\$500 - \$15,000  
JULY - FY19

VENDOR NAME	DOCUMENT	INVOICE	VOUCHER	WARRANT	CHECK	AMOUNT
BERKELEY LUMBER	319437	E46782	402684	EARLY	478784	\$ 966.00
CEILING CENTER	320822	E307304	404101	EARLY	479242	\$ 546.00
CI SELECT	319526	E16710-1	402777	EARLY	478797	\$ 568.80
ELSTON, ROBERT	321022	E 20180002	404309	EARLY	479260	\$ 600.00
FRIENDS OF KIDS WITH	320176	E-DONATIONPROJHELP	403444	EARLY	479267	\$ 600.00
HERTZ EQUIPMENT RENT	321028	E30136450-001		EARLY	479274	\$ 665.00
IMAGE SOLUTIONS USA	319453	E100801	402700	EARLY	478819	\$ 515.66
KAEMMERLEN PARTS & S	319601	E -W63065	402854	ACCR	479397	\$ 760.24
KELLY SERVICES	320135	E -937469	403401	ACCR	478939	\$ 1,895.03
LOVERCHECK, EMILY	319594	E -052918 REIMBURSE	402847	ACCR	479401	\$ 524.68
MERLO PLUMBING INC	320669	E -118524	403947	ACCR	479404	\$ 527.00
MERLO PLUMBING INC	320670	E - 118525	403948	ACCR	479404	\$ 547.00
MERLO PLUMBING INC	320671	E -118526	403949	ACCR	479404	\$ 1,025.50
MERLO PLUMBING INC	320666	E - 118522	403944	ACCR	479404	\$ 1,067.00
MERLO PLUMBING INC	320668	E -118523	403946	ACCR	479404	\$ 1,370.00
MSC INDUSTRIAL SUP	321030	E71623419	404317	EARLY	479300	\$ 712.48
NEWSELA INC	320175	E00040616	403443	EARLY	479303	\$ 750.00
NORMAN LUMBER	321031	E1807-0049	404318	EARLY	479304	\$ 801.00
SAWSTOP	320186	E0226794-IN	403454	EARLY	479137	\$ 673.00
SCHOOL NEWSPAPERS ON	320916	E-22695	404198	EARLY	479344	\$ 610.00
THOMPSON, MISTIE	319318	E-#1	402558	EARLY	478891	\$ 650.00
UNIVERSAL CREATIVE C	319452	E45032	402699	EARLY	479168	\$ 827.30
VARSITY SPIRIT FASHI	320990	E66312140	404277	EARLY	479370	\$ 688.65
WINNING STREAK	319316	E92827	402556	EARLY	478896	\$ 799.00
					<b>TOTAL:</b>	<b>\$ 18,689.34</b>

## PURCHASE ORDERS

\$500 - \$15,000

JULY FY 19

PO#	Vendor Name	PO Date	Order Amount	Balance	Status	1st GL Account
85190094	1ST CHOICE COUR	07/19/2018	\$ 800.00	\$ 740.55	8 - Printed	102550JA-6391
85190144	ACCURATE ASPHAL	07/31/2018	\$ 14,970.00	\$ 14,970.00	8 - Printed	10255AIS-6332
97190001	ADGRAPHIX	05/02/2018	\$ 800.00	\$ 800.00	8 - Printed	10051440-6411
97190032	ADGRAPHIX	06/26/2018	\$ 900.00	\$ 420.00	8 - Printed	10051410-6411
50190014	ADVANCED EXCERC	07/26/2018	\$ 1,085.00	\$ 1,085.00	8 - Printed	10111BED-6411
43190012	ADVANCED EXCERC	06/18/2018	\$ 3,616.75	\$ 3,616.75	8 - Printed	10111AWS-6411
54190035	ADVANCED EXCERC	07/18/2018	\$ 5,299.00	\$ 5,299.00	8 - Printed	10111BJZ-6411 *
97190003	AFFTON AUTO RAD	05/02/2018	\$ 2,500.00	\$ 2,500.00	8 - Printed	10051410-6411
97190000	AIRGAS-MID AMER	05/02/2018	\$ 1,500.00	\$ 1,500.00	8 - Printed	10051420-6411
58190035	ALL STAR DISTRI	07/26/2018	\$ 3,000.00	\$ 3,000.00	8 - Printed	11149365-6411-08648
81190024	ALL TYPE VACUUM	07/09/2018	\$ 2,100.00	\$ 2,100.00	8 - Printed	10052370-6411
58190036	ALL VOLLEYBALL	07/31/2018	\$ 586.84	\$ 586.84	8 - Printed	10141660-6411 *
39190010	AMAZON	07/24/2018	\$ 500.00	\$ 500.00	8 - Printed	102550SJ-6411
62190050	AMAZON	07/19/2018	\$ 500.00	\$ -	0 - Closed	10111BUH-6412
12190001	AMAZON	05/25/2018	\$ 750.00	\$ -	0 - Closed	10111AEK-6411
62190006	AMAZON	06/18/2018	\$ 900.00	\$ 833.50	8 - Printed	10228113-6411-02052
85190084	AMAZON	07/18/2018	\$ 1,000.00	\$ 1,000.00	8 - Printed	10255AJO-6411
85190085	AMAZON	07/18/2018	\$ 1,000.00	\$ 1,000.00	8 - Printed	102550EL-6411
62190051	AMAZON	07/19/2018	\$ 1,500.00	\$ 1,500.00	8 - Printed	10113022-6431
62190054	AMAZON	07/24/2018	\$ 1,500.00	\$ 1,500.00	8 - Printed	10113022-6431
62190003	AMAZON	05/23/2018	\$ 2,000.00	\$ 2,000.00	8 - Printed	102210UR-6411-04350
92190003	AMAZON	07/30/2018	\$ 2,000.00	\$ 2,000.00	8 - Printed	10162710-6411-02001
62190013	AMAZON	07/05/2018	\$ 3,000.00	\$ 3,000.00	8 - Printed	10131800-6411
94190001	AMAZON	07/30/2018	\$ 3,400.00	\$ 3,400.00	8 - Printed	10049330-6411
62190012	AMAZON	07/05/2018	\$ 3,400.00	\$ 3,400.00	8 - Printed	10223306-6411
74190000	AMAZON	06/20/2018	\$ 3,499.00	\$ 3,432.70	8 - Printed	10223544-6411
97190033	AMAZON	07/05/2018	\$ 3,499.00	\$ 3,048.99	8 - Printed	10255150-6411
63190035	AMAZON	06/25/2018	\$ 3,500.00	\$ 3,092.70	8 - Printed	10235320-6412
94190000	AMERICAN BURGLA	07/30/2018	\$ 13,884.17	\$ 13,884.17	8 - Printed	10254030-6391
85190049	AMERICAN METALS	07/12/2018	\$ 2,000.00	\$ 1,722.88	8 - Printed	102550DX-6411
81190020	AMERICAN PRIDE	07/05/2018	\$ 11,000.00	\$ 11,000.00	8 - Printed	10052440-6411
85190017	AMERICAN WATER	07/02/2018	\$ 2,000.00	\$ 2,000.00	8 - Printed	102550DX-6411
83190006	AMIGOS LIBRARY	07/13/2018	\$ 2,627.70	\$ 2,627.70	8 - Printed	10113032-6431
83190010	AMIGOS LIBRARY	07/16/2018	\$ 2,961.00	\$ 2,961.00	8 - Printed	10223902-6451
58190017	ANTHEM SPORTS	07/10/2018	\$ 6,280.95	\$ 6,280.95	8 - Printed	10141660-6411
85190086	ARTS LAWN MOWER	07/18/2018	\$ 3,000.00	\$ 2,939.52	8 - Printed	10255AIP-6411
85190087	ARTS LAWN MOWER	07/18/2018	\$ 5,000.00	\$ 5,000.00	8 - Printed	10255AIP-6411
63190021	ASSETGENIE, INC	06/18/2018	\$ 3,350.00	\$ -	0 - Closed	10-1617
73190005	ASSIGNORSPLUS L	07/10/2018	\$ 1,404.00	\$ -	0 - Closed	10142110-6319
63190013	AT&T U-VERSE	06/01/2018	\$ 2,000.00	\$ 1,893.41	8 - Printed	11149034-6411-08795
48190062	AUTOMATIC CONTR	07/24/2018	\$ 10,108.35	\$ 10,108.35	8 - Printed	40406126-6521-00019
62190036	B.E. PUBLISHING	07/16/2018	\$ 11,098.74	\$ 11,098.74	8 - Printed	10138026-6431-42701
48190048	BADE ROOFING CO	07/16/2018	\$ 1,016.20	\$ 1,016.20	8 - Printed	40406126-6521-00019
48190049	BADE ROOFING CO	07/16/2018	\$ 1,114.00	\$ 1,114.00	8 - Printed	40406107-6521-00060
85190097	BADE ROOFING CO	07/19/2018	\$ 2,487.00	\$ 2,487.00	8 - Printed	40255080-6521-00790

PO#	Vendor Name	PO Date	Order Amount	Balance	Status	1st GL Account
82190010	BARNARD STAMP C	05/30/2018	\$ 500.00	\$ 500.00	8 - Printed	10255AFK-6411
50190002	BARNES & NOBLE	04/26/2018	\$ 999.00	\$ 999.00	8 - Printed	10221147-6451
56190017	BEACON ATHLETIC	07/16/2018	\$ 4,284.00	\$ 4,284.00	8 - Printed	11149152-6411-09664
85190109	BEALMANN, RICHA	07/24/2018	\$ 3,000.00	\$ 2,977.92	8 - Printed	10255AHN-6411
85190071	BEALMANN, RICHA	07/16/2018	\$ 3,500.00	\$ 3,391.84	8 - Printed	102550EL-6411
85190050	BEARING HEADQUA	07/12/2018	\$ 1,000.00	\$ 1,000.00	8 - Printed	102550DX-6411
58190000	BIO CORP.	04/17/2018	\$ 1,389.96	\$ 1,389.96	8 - Printed	11149365-6411-07304
48190007	BIRKEL ELECTRIC	05/31/2018	\$ 13,000.00	\$ 13,000.00	8 - Printed	40406126-6521-00019
43190008	BLICK ART MATER	06/05/2018	\$ 785.14	\$ 785.14	8 - Printed	10111AXA-6411
14190021	BLICK ART MATER	05/25/2018	\$ 3,054.97	\$ -	0 - Closed	10111AFP-6411
50190001	BLICK ART MATER	04/26/2018	\$ 3,499.00	\$ 3,499.00	8 - Printed	11149308-6411-07208
23190005	BLICK ART MATER	06/01/2018	\$ 3,804.23	\$ -	0 - Closed	10111AQS-6411
75190013	BNY MELLON	07/06/2018	\$ 2,250.00	\$ 2,250.00	8 - Printed	30537010-6631
48190068	BOND ARCHITECTS	07/30/2018	\$ 13,887.49	\$ 13,887.49	8 - Printed	40406111-6521-00061
68190001	BONSAI, LLC	07/16/2018	\$ 5,000.00	\$ 5,000.00	8 - Printed	10228064-6312-03105
17190006	BOOKSOURCE INC	05/23/2018	\$ 615.00	\$ -	0 - Closed	10111AHQ-6411
62190016	BOOKSOURCE INC	07/05/2018	\$ 1,549.32	\$ 1,549.32	8 - Printed	10113540-6431
62190017	BOOKSOURCE INC	07/05/2018	\$ 1,549.32	\$ 1,549.32	8 - Printed	10113540-6431
62190014	BOOKSOURCE INC	07/05/2018	\$ 1,936.65	\$ 1,936.65	8 - Printed	10113540-6431
62190015	BOOKSOURCE INC	07/05/2018	\$ 1,936.65	\$ 1,936.65	8 - Printed	10113540-6431
56190018	BOOKSOURCE INC	07/18/2018	\$ 2,060.00	\$ 2,060.00	8 - Printed	11149389-6431-07824
62190018	BOOKSOURCE INC	07/05/2018	\$ 2,323.98	\$ 2,323.98	8 - Printed	10113540-6431
58190009	BOOKSOURCE INC	06/01/2018	\$ 2,872.25	\$ 957.25	8 - Printed	10111BQE-6431
62190019	BOOKSOURCE INC	07/05/2018	\$ 9,603.00	\$ 9,603.00	8 - Printed	10113540-6431
9190033	BRAINPOP	07/18/2018	\$ 1,680.00	\$ 1,680.00	8 - Printed	10221550-6451
85190038	BRANDT & SONS A	07/06/2018	\$ 500.00	\$ 490.02	8 - Printed	102550DU-6411
97190002	BRANDT & SONS A	05/02/2018	\$ 3,000.00	\$ 2,524.56	8 - Printed	10051440-6411
97190005	BROADWAY TRUCK	05/02/2018	\$ 2,500.00	\$ 2,500.00	8 - Printed	10051410-6411
97190004	BROADWAY TRUCK	05/02/2018	\$ 4,000.00	\$ 3,346.96	8 - Printed	10051410-6411
48190012	BROCK HOLDINGS	06/18/2018	\$ 1,879.00	\$ 1,879.00	8 - Printed	40406102-6521-00059
48190031	BROCK HOLDINGS	07/09/2018	\$ 3,028.00	\$ 3,028.00	8 - Printed	40406097-6521-00058
48190032	BROCK HOLDINGS	07/09/2018	\$ 3,270.00	\$ 3,270.00	8 - Printed	40406097-6521-00058
48190011	BROCK HOLDINGS	06/18/2018	\$ 4,997.00	\$ 4,997.00	8 - Printed	40406097-6521-00058
48190024	BROCK HOLDINGS	07/02/2018	\$ 7,940.00	\$ 7,940.00	8 - Printed	40406126-6521-00019
48190033	BROCK HOLDINGS	07/09/2018	\$ 14,325.00	\$ 14,325.00	8 - Printed	40406147-6521-00049
48190013	BROCK HOLDINGS	06/18/2018	\$ 14,959.00	\$ 14,959.00	8 - Printed	40406147-6521-00049
39190009	BROKENGATE ENTE	07/24/2018	\$ 1,500.00	\$ 1,500.00	8 - Printed	102550UF-6332
85190011	BUCKEYE CLEANIN	06/26/2018	\$ 7,000.00	\$ 6,253.42	8 - Printed	10255815-6411
85190012	BUCKEYE CLEANIN	06/26/2018	\$ 7,000.00	\$ 1,412.60	8 - Printed	10255824-6411
40190009	BYRNE, JENNIFER	07/31/2018	\$ 1,281.25	\$ 1,281.25	8 - Printed	10241878-6411
62190008	BYRNE, JENNIFER	06/20/2018	\$ 8,916.00	\$ -	0 - Closed	10228119-6411-02052
85190083	C & B LIFT TRUC	07/18/2018	\$ 2,000.00	\$ 2,000.00	8 - Printed	10255AIP-6411
62190028	C.W. PUBLICATIO	07/16/2018	\$ 995.00	\$ 995.00	8 - Printed	10138026-6431-42701
62190048	CALLIER, GENNY	07/19/2018	\$ 1,069.00	\$ -	0 - Closed	10228103-6343-02160
54190003	CAMBRIDGE UNIVE	05/31/2018	\$ 667.77	\$ -	0 - Closed	10111BKB-6431 *
15190014	CAROUSEL OF STI	07/26/2018	\$ 1,155.80	\$ 1,155.80	8 - Printed	11149213-6411-07992
46190022	CASUAL TEES	07/31/2018	\$ 503.60	\$ 503.60	8 - Printed	10241976-6411
46190021	CASUAL TEES	07/31/2018	\$ 884.50	\$ 884.50	8 - Printed	11149299-6411-07409
58190034	CASUAL TEES	07/26/2018	\$ 905.50	\$ 905.50	8 - Printed	11149365-6411-08338

PO#	Vendor Name	PO Date	Order Amount	Balance	Status	1st GL Account
63190076	CDW-G	07/31/2018	\$ 577.59	\$ 577.59	8 - Printed	102410AY-6412
63190057	CDW-G	07/16/2018	\$ 1,227.57	\$ -	0 - Closed	40138310-6542-42701
63190056	CDW-G	07/13/2018	\$ 1,331.29	\$ -	0 - Closed	10255618-6412
62190063	CDW-G	07/30/2018	\$ 2,076.08	\$ 2,076.08	8 - Printed	10138970-6411-42701
63190054	CDW-G	07/10/2018	\$ 2,525.94	\$ -	0 - Closed	102410DG-6412
63190033	CDW-G	06/25/2018	\$ 5,480.00	\$ -	0 - Closed	10115470-6412
63190066	CDW-G	07/30/2018	\$ 13,487.50	\$ 13,487.50	8 - Printed	10225400-6412-04604
85190055	CEILING CENTER	07/13/2018	\$ 7,500.00	\$ 6,549.60	8 - Printed	102550DU-6411
54190022	CENGAGE LEARNIN	06/12/2018	\$ 1,308.00	\$ -	0 - Closed	10221173-6451
62190034	CENGAGE LEARNIN	07/16/2018	\$ 3,240.00	\$ 3,240.00	8 - Printed	10138029-6431-42701
83190009	CENGAGE LEARNIN	07/16/2018	\$ 4,324.60	\$ 4,324.60	8 - Printed	10223902-6451
62190049	CENGAGE LEARNIN	07/19/2018	\$ 5,200.00	\$ 5,200.00	8 - Printed	10113029-6431
85190027	CENTAR INDUSTRI	07/05/2018	\$ 12,000.00	\$ 11,810.00	8 - Printed	102550DU-6411
97190011	CENTRAL STATES	05/08/2018	\$ 2,000.00	\$ 1,940.06	8 - Printed	10051410-6411
85190067	CENTRAL STONE C	07/16/2018	\$ 2,000.00	\$ 2,000.00	8 - Printed	10255AIU-6411
63190051	CENTRIQ, LLC	07/09/2018	\$ 3,300.00	\$ 3,300.00	8 - Printed	10235220-6343
63190068	CENTRIQ, LLC	07/30/2018	\$ 4,000.00	\$ 4,000.00	8 - Printed	10235220-6343
40190000	CHALLENGER LEAR	05/14/2018	\$ 1,800.00	\$ 1,800.00	8 - Printed	11149264-6398-09503
40190001	CHALLENGER LEAR	05/14/2018	\$ 1,800.00	\$ 1,800.00	8 - Printed	11149264-6398-09504
40190002	CHALLENGER LEAR	05/14/2018	\$ 1,800.00	\$ 1,800.00	8 - Printed	11149264-6398-09512
63190012	CHARTER COMMUNI	06/01/2018	\$ 2,500.00	\$ 2,315.69	8 - Printed	11149034-6411-08795
48190067	CI SELECT	07/30/2018	\$ 845.00	\$ 845.00	8 - Printed	40406126-6521-00019
85190100	CI SELECT	07/20/2018	\$ 2,304.60	\$ 2,304.60	8 - Printed	10255AJW-6411
48190034	CI SELECT	07/09/2018	\$ 2,725.00	\$ 2,725.00	8 - Printed	40406147-6521-00056
85190142	CI SELECT	07/31/2018	\$ 5,655.00	\$ 5,655.00	8 - Printed	102550KA-6332
97190036	CINTAS THE UNIF	07/10/2018	\$ 3,400.00	\$ 3,209.67	8 - Printed	10255233-6391
54190000	CITY OF BALLWIN	04/24/2018	\$ 2,750.00	\$ 2,750.00	8 - Printed	10141490-6411 *
62190023	CODEHS, INC.	07/13/2018	\$ 5,000.00	\$ 5,000.00	8 - Printed	10138026-6431-42701
85190023	COMMERCIAL ELEC	07/05/2018	\$ 1,917.49	\$ -	0 - Closed	102550FP-6332
85190064	COMMERCIAL ELEC	07/16/2018	\$ 7,000.00	\$ 6,838.19	8 - Printed	102550DX-6411
63190050	COMPUTER INFORM	07/09/2018	\$ 3,219.00	\$ -	0 - Closed	10235150-6412
62190001	COSN-CONSORTIUM	05/21/2018	\$ 965.00	\$ -	0 - Closed	10223289-6312
9190031	COUGHLAN COMPAN	07/18/2018	\$ 1,580.00	\$ 1,580.00	8 - Printed	10221550-6451
83190008	COUGHLAN COMPAN	07/16/2018	\$ 14,909.26	\$ 14,909.26	8 - Printed	10223862-6451
97190009	CRAFTSMEN UTILI	05/08/2018	\$ 1,500.00	\$ 1,500.00	8 - Printed	10051410-6411
62190011	CREATIVE LANGUA	07/05/2018	\$ 5,616.00	\$ -	0 - Closed	10113530-6431
62190022	CREATIVE LANGUA	07/13/2018	\$ 6,175.00	\$ 225.00	8 - Printed	10223327-6312
48190040	CRESCENT PARTS	07/12/2018	\$ 632.50	\$ 632.50	8 - Printed	40406154-6541-00014
85190117	CRESCENT PARTS	07/30/2018	\$ 2,000.00	\$ 2,000.00	8 - Printed	102550DX-6411
85190024	CRESCENT PARTS	07/05/2018	\$ 10,000.00	\$ 7,832.70	8 - Printed	102550DX-6411
48190039	CRESCENT PARTS	07/12/2018	\$ 12,885.83	\$ 12,885.83	8 - Printed	40406126-6521-00019
97190013	CREST INDUSTRIE	05/08/2018	\$ 2,500.00	\$ 2,500.00	8 - Printed	10051410-6411
85190056	CREST INDUSTRIE	07/13/2018	\$ 3,000.00	\$ 3,000.00	8 - Printed	10255AHX-6411
85190057	CREST INDUSTRIE	07/13/2018	\$ 4,000.00	\$ 3,706.64	8 - Printed	102550DR-6411
54190021	CROWLEY COMPANY	06/12/2018	\$ 3,400.00	\$ 3,400.00	8 - Printed	41149800-6541-08759
97190008	CUMMINS MID-SOU	05/08/2018	\$ 2,000.00	\$ 2,000.00	8 - Printed	10051410-6411
54190034	CUSTOMINK.COM	07/18/2018	\$ 1,015.23	\$ 1,015.23	8 - Printed	11149321-6411-07464
97190010	D & L TOWING	05/08/2018	\$ 1,750.00	\$ 1,750.00	8 - Printed	10051420-6411
62190032	DAVIS DYSLEXIA	07/16/2018	\$ 7,250.00	\$ -	0 - Closed	10228098-6312-02105

PO#	Vendor Name	PO Date	Order Amount	Balance	Status	1st GL Account
63190061	DELL MARKETING	07/19/2018	\$ 6,995.00	\$ 6,995.00	8 - Printed	10235010-6316
20190014	DEMCO INC	06/18/2018	\$ 769.98	\$ -	0 - Closed	10221045-6411
2190041	DEMCO INC	07/31/2018	\$ 775.26	\$ 775.26	8 - Printed	10221190-6411
50190013	DEMCO INC	07/26/2018	\$ 871.86	\$ 871.86	8 - Printed	10221147-6411
18190000	DEMCO INC	05/02/2018	\$ 946.27	\$ 946.27	8 - Printed	10221027-6411
50190005	DEMCO INC	06/12/2018	\$ 2,399.98	\$ 2,399.98	8 - Printed	40221270-6542
9190032	DIERBERGS MARKE	07/18/2018	\$ 800.00	\$ 800.00	8 - Printed	10241033-6411
97190040	DIERBERGS MARKE	07/31/2018	\$ 800.00	\$ 800.00	8 - Printed	10255233-6391
79190004	DIERBERGS MARKE	07/05/2018	\$ 1,200.00	\$ 1,200.00	8 - Printed	10352370-6411-04310
40190004	DIERBERGS MARKE	07/10/2018	\$ 2,000.00	\$ 2,000.00	8 - Printed	10131050-6411
40190003	DIERBERGS MARKE	06/25/2018	\$ 3,000.00	\$ 2,573.86	8 - Printed	10241878-6411
58190020	DIERBERGS MARKE	07/18/2018	\$ 3,500.00	\$ 3,500.00	8 - Printed	10131296-6411
93190010	DISCOUNT SCHOOL	05/21/2018	\$ 532.07	\$ 532.07	8 - Printed	10352300-6411-04500
63190067	DISCOVERY EDUCA	07/30/2018	\$ 1,740.00	\$ -	0 - Closed	10235040-6337
85190065	DJM ECOLOGICAL	07/16/2018	\$ 2,912.49	\$ -	0 - Closed	10255AIM-6332
85190095	DOCUMENT IMAGIN	07/19/2018	\$ 500.00	\$ 500.00	8 - Printed	102550J0-6363
58190015	DONNELLY, KATHR	07/10/2018	\$ 750.00	\$ 750.00	8 - Printed	11149385-6411-08024
48190077	DRAPERIES BY MO	07/31/2018	\$ 1,692.00	\$ 1,692.00	8 - Printed	40406102-6521-00059
85190068	DRAPERIES BY MO	07/16/2018	\$ 12,000.00	\$ 12,000.00	8 - Printed	102550EX-6332
8190027	DREAMBOX LEARNI	07/02/2018	\$ 4,275.00	\$ -	0 - Closed	101110ZP-6412
2190036	DREAMBOX LEARNI	07/18/2018	\$ 7,000.00	\$ -	0 - Closed	10111650-6412
48190076	DUCT SYSTEMS,IN	07/31/2018	\$ 2,225.97	\$ 2,225.97	8 - Printed	40406089-6521-00071
48190054	DUCT SYSTEMS,IN	07/19/2018	\$ 14,200.00	\$ 14,200.00	8 - Printed	40406126-6521-00019
85190081	DYER RENTS, INC	07/18/2018	\$ 5,000.00	\$ 4,594.61	8 - Printed	10255AIP-6411
58190016	EARTEC COMPANY	07/10/2018	\$ 1,467.50	\$ 1,467.50	8 - Printed	40111157-6542
92190002	EASY ENGLISH NE	06/05/2018	\$ 1,638.00	\$ -	0 - Closed	10162710-6431-02001
81190010	ECOLAB	06/25/2018	\$ 3,100.00	\$ 2,750.53	8 - Printed	10052370-6411
92190000	EDMENTUM HOLDIN	05/29/2018	\$ 9,675.00	\$ -	0 - Closed	10162710-6412-02000
9190020	EDUCATIONPLUS	06/05/2018	\$ 518.56	\$ 518.56	8 - Printed	10241033-6411
9190019	EDUCATIONPLUS	06/05/2018	\$ 792.40	\$ 6.51	8 - Printed	10241033-6411
82190001	EDUCATIONPLUS	04/19/2018	\$ 5,000.00	\$ 5,000.00	8 - Printed	10255843-6411
76190001	EDUCATIONPLUS	07/10/2018	\$ 7,692.40	\$ -	0 - Closed	10234075-6371
71190004	EDUCATIONPLUS	07/09/2018	\$ 7,800.00	\$ -	0 - Closed	10234223-6371
76190004	EDUCATIONPLUS	07/13/2018	\$ 10,682.00	\$ -	0 - Closed	10234075-6371
62190026	EIO	07/16/2018	\$ 4,162.41	\$ -	0 - Closed	10228043-6312-02052
63190003	ENGINEERED POWE	05/25/2018	\$ 13,000.00	\$ 13,000.00	8 - Printed	10235080-6337
85190114	ENGINEERING DES	07/26/2018	\$ 1,714.00	\$ 109.57	8 - Printed	41149030-6531-08816
85190099	ENGINEERING DES	07/20/2018	\$ 4,680.00	\$ 4,680.00	8 - Printed	10255AKD-6319
62190033	ERIC ARMIN INC.	07/16/2018	\$ 686.15	\$ 686.15	8 - Printed	10113052-6431
48190047	F J JURCIC CO	07/16/2018	\$ 2,511.00	\$ 2,511.00	8 - Printed	40406126-6521-00019
85190096	F J JURCIC CO	07/19/2018	\$ 3,105.00	\$ 3,105.00	8 - Printed	40255080-6521-00790
48190018	F J JURCIC CO	06/20/2018	\$ 9,369.00	\$ -	0 - Closed	40406121-6521-00069
48190046	F J JURCIC CO	07/16/2018	\$ 11,701.65	\$ 11,701.65	8 - Printed	40406135-6521-00076
2190037	FARMER BROTHERS	07/18/2018	\$ 500.00	\$ 500.00	8 - Printed	11149080-6411-09208
85190108	FARMER BROTHERS	07/24/2018	\$ 600.00	\$ 600.00	8 - Printed	10255AJP-6411
50190016	FARMER BROTHERS	07/31/2018	\$ 750.00	\$ 750.00	8 - Printed	1024100J-6411
79190002	FARMER BROTHERS	06/25/2018	\$ 1,000.00	\$ 1,000.00	8 - Printed	10352250-6411
46190011	FARMER BROTHERS	05/16/2018	\$ 1,500.00	\$ 1,500.00	8 - Printed	11149301-6411-07992
46190008	FEHLIG BROTHERS	05/11/2018	\$ 820.50	\$ 820.50	8 - Printed	10131193-6411



PO#	Vendor Name	PO Date	Order Amount	Balance	Status	1st GL Account
85190070	FENCE & DECK DE	07/16/2018	\$ 10,000.00	\$ 9,786.00	8 - Printed	10255AIL-6411
85190079	FERGUSON ENTERP	07/18/2018	\$ 2,000.00	\$ 1,965.36	8 - Printed	102550EF-6411
58190019	FEZZI, NANCY	07/18/2018	\$ 1,200.00	\$ 1,200.00	8 - Printed	11149365-6411-07848
97190041	FIRST STUDENT	07/31/2018	\$ 10,000.00	\$ 10,000.00	8 - Printed	10255160-6342
54190031	FISCHER'S PRO-L	07/18/2018	\$ 598.00	\$ 598.00	8 - Printed	10141490-6411
56190013	FISCHER'S PRO-L	07/10/2018	\$ 732.00	\$ 732.00	8 - Printed	11149359-6411-09224
2190039	FLOCABULARY	07/19/2018	\$ 2,000.00	\$ 2,000.00	8 - Printed	10111650-6412
83190005	FOLLETT SCHOOL	07/13/2018	\$ 1,182.75	\$ 1,182.75	8 - Printed	10223881-6451
83190013	FOLLETT SCHOOL	07/30/2018	\$ 3,809.55	\$ 3,809.55	8 - Printed	10223910-6441
54190007	FOLLETT SCHOOL	06/01/2018	\$ 5,392.62	\$ -	0 - Closed	11149329-6431-07824
83190012	FOLLETT SCHOOL	07/26/2018	\$ 10,067.40	\$ 10,067.40	8 - Printed	10223400-6451 *
97190006	FORKLIFTS OF ST	05/08/2018	\$ 850.00	\$ 850.00	8 - Printed	10051410-6411
81190011	FOUR SEASONS DI	06/25/2018	\$ 1,500.00	\$ 1,500.00	8 - Printed	10052420-6471
43190009	FRANKLIN COVEY	06/12/2018	\$ 3,475.00	\$ 3,475.00	8 - Printed	10241922-6391
1190019	FRANKLIN COVEY	07/18/2018	\$ 5,950.00	\$ -	0 - Closed	10221010-6312
43190010	FRANKLIN COVEY	06/18/2018	\$ 7,495.00	\$ 7,495.00	8 - Printed	10241922-6391
43190011	FRANKLIN COVEY	06/18/2018	\$ 7,500.00	\$ 7,500.00	8 - Printed	10241922-6391
50190000	FREESTYLE PHOTO	04/26/2018	\$ 3,499.00	\$ 3,499.00	8 - Printed	10111BEJ-6411
85190141	FROESEL OIL CO,	07/31/2018	\$ 4,194.17	\$ 4,194.17	8 - Printed	10255AJS-6411
97190007	FROESEL TIRE SE	05/08/2018	\$ 14,750.00	\$ 10,215.00	8 - Printed	10051430-6411
85190014	FRY & ASSOCIATE	07/02/2018	\$ 2,149.00	\$ 2,149.00	8 - Printed	40255120-6541
71190000	FULCRUM MANAGEM	05/09/2018	\$ 7,500.00	\$ -	0 - Closed	10234218-6319
54190033	FULL SPECTRUM L	07/18/2018	\$ 6,350.00	\$ 6,350.00	8 - Printed	40241021-6542 *
85190018	GELDBACH PETROL	07/02/2018	\$ 500.00	\$ 500.00	8 - Printed	10255AIK-6411
85190034	GELDBACH PETROL	07/05/2018	\$ 1,000.00	\$ 940.00	8 - Printed	10255806-6391
58190023	GEOFFREY SEITZ	07/18/2018	\$ 1,500.00	\$ 1,500.00	8 - Printed	10111BQO-6332
48190009	GEOTECHNOLOGY,	06/05/2018	\$ 2,000.00	\$ 1,549.15	8 - Printed	40406102-6521-00070
48190010	GEOTECHNOLOGY,	06/18/2018	\$ 5,000.00	\$ 5,000.00	8 - Printed	40406136-6521-00074
58190024	GOLF TEAM PRODU	07/18/2018	\$ 500.00	\$ 500.00	8 - Printed	11149385-6411-08024
58190025	GOLF TEAM PRODU	07/18/2018	\$ 1,500.00	\$ 1,500.00	8 - Printed	11149385-6411-08025
9190022	GOPHER SPORT	06/05/2018	\$ 530.66	\$ -	0 - Closed	10111A0W-6411
6190005	GOPHER SPORT	04/23/2018	\$ 612.80	\$ 612.80	8 - Printed	10111228-6411
21190008	GOPHER SPORT	06/04/2018	\$ 614.60	\$ 614.60	8 - Printed	10111ANI-6411
17190015	GOPHER SPORT	06/01/2018	\$ 2,205.00	\$ 664.20	8 - Printed	10111AHU-6411
23190006	GOPHER SPORT	06/01/2018	\$ 2,410.88	\$ -	0 - Closed	10111AQM-6411
39190008	GRAINGER	07/24/2018	\$ 1,000.00	\$ 1,000.00	8 - Printed	102550S0-6411
97190028	GRAINGER	05/09/2018	\$ 3,000.00	\$ 3,000.00	8 - Printed	10051410-6411
85190066	GRAINGER	07/16/2018	\$ 3,000.00	\$ 2,627.10	8 - Printed	102550EL-6411
85190039	GRAINGER	07/09/2018	\$ 3,500.00	\$ 3,374.78	8 - Printed	10255AHN-6411
85190048	GRAINGER	07/12/2018	\$ 11,000.00	\$ 8,767.88	8 - Printed	102550EL-6411
82190009	GRAINGER - BATT	05/29/2018	\$ 500.00	\$ 500.00	8 - Printed	10255AFK-6411
82190000	GRAINGER - BATT	04/19/2018	\$ 500.00	\$ 500.00	8 - Printed	10255843-6411
82190011	GRAINGER - BATT	05/31/2018	\$ 1,000.00	\$ 1,000.00	8 - Printed	10255899-6411
82190012	GRAINGER - BATT	05/31/2018	\$ 1,000.00	\$ 1,000.00	8 - Printed	10255AGO-6411
82190005	GRAINGER - BATT	05/08/2018	\$ 2,000.00	\$ 2,000.00	8 - Printed	10255ACX-6411
82190018	GRAINGER - BATT	07/05/2018	\$ 2,000.00	\$ 2,000.00	8 - Printed	10255AEF-6411
63190052	GRAYBAR ELEC CO	07/09/2018	\$ 1,263.79	\$ 1,263.79	8 - Printed	10235370-6412
85190043	GRAYBAR ELEC CO	07/09/2018	\$ 9,956.06	\$ 9,956.06	8 - Printed	40255051-6541
43190004	GREAT LAKES SPO	06/01/2018	\$ 1,773.51	\$ 1,773.51	8 - Printed	10111AWS-6411

PO#	Vendor Name	PO Date	Order Amount	Balance	Status	1st GL Account
85190016	GREENSPRO, INC	07/02/2018	\$ 5,000.00	\$ 5,000.00	8 - Printed	10255AIT-6411
10190035	GROTH MUSIC INS	05/29/2018	\$ 904.15	\$ 904.15	8 - Printed	10111ABB-6411
54190036	GTM SPORTSWEAR	07/18/2018	\$ 901.00	\$ 901.00	8 - Printed	11149321-6411-07464
54190009	H & C WEIGHING	06/01/2018	\$ 1,101.00	\$ -	0 - Closed	11149321-6411-08759
85190033	HANSEN'S TREE L	07/05/2018	\$ 7,000.00	\$ 2,600.00	8 - Printed	10255AIU-6411
85190119	HARDIN'S TREE S	07/30/2018	\$ 10,000.00	\$ 10,000.00	8 - Printed	10255AIM-6332
58190022	HEARTLAND COCA-	07/18/2018	\$ 3,400.00	\$ 3,400.00	8 - Printed	11149382-6411-09208
58190021	HEARTLAND COCA-	07/18/2018	\$ 3,500.00	\$ 3,500.00	8 - Printed	11149365-6411-07616
81190030	HEARTLAND PAYME	07/18/2018	\$ 1,950.00	\$ -	0 - Closed	10052390-6412
85190127	HEARTLAND TURF	07/30/2018	\$ 767.04	\$ 767.04	8 - Printed	41149030-6531-08816
62190055	HEINEMANN	07/24/2018	\$ 2,589.05	\$ 2,589.05	8 - Printed	10228116-6411-02115
62190000	HEINEMANN	05/16/2018	\$ 2,826.25	\$ -	0 - Closed	10221AJH-6411
39190004	HERITAGE ENVIRO	07/05/2018	\$ 10,000.00	\$ 10,000.00	8 - Printed	102550UJ-6332
97190021	HERITAGE-CRYSTA	05/08/2018	\$ 750.00	\$ 750.00	8 - Printed	10051490-6332
63190046	HEWLETT-PACKARD	06/28/2018	\$ 530.82	\$ 530.82	8 - Printed	10234227-6412
63190038	HEWLETT-PACKARD	06/25/2018	\$ 530.82	\$ -	0 - Closed	10235320-6412
63190023	HEWLETT-PACKARD	06/18/2018	\$ 1,115.16	\$ -	0 - Closed	10121960-6411
63190045	HEWLETT-PACKARD	06/28/2018	\$ 1,178.82	\$ 1,178.82	8 - Printed	10049320-6412
63190059	HEWLETT-PACKARD	07/16/2018	\$ 2,280.00	\$ 2,280.00	8 - Printed	10121940-6412
63190037	HEWLETT-PACKARD	06/25/2018	\$ 3,345.48	\$ -	0 - Closed	102550NV-6412 *
63190022	HEWLETT-PACKARD	06/18/2018	\$ 13,452.00	\$ 31.50	8 - Printed	10213117-6412
56190009	HF GROUP LLC	06/18/2018	\$ 566.10	\$ 566.10	8 - Printed	10111BNF-6411
97190012	HI-LINE ELECTRI	05/08/2018	\$ 500.00	\$ 137.50	8 - Printed	10051410-6411
97190038	HI-LINE ELECTRI	07/19/2018	\$ 1,000.00	\$ -	0 - Closed	10051410-6411
48190080	HONEYWELL INTER	07/31/2018	\$ 1,197.05	\$ 1,197.05	8 - Printed	40406102-6521-00070
48190057	HONEYWELL INTER	07/20/2018	\$ 4,938.93	\$ 4,938.93	8 - Printed	40406126-6521-00019
48190058	HONEYWELL INTER	07/20/2018	\$ 6,504.55	\$ 6,504.55	8 - Printed	40406126-6521-00019
48190064	HONEYWELL INTER	07/26/2018	\$ 7,136.93	\$ 7,136.93	8 - Printed	40406102-6521-00070
48190050	HONEYWELL INTER	07/16/2018	\$ 7,137.45	\$ 7,137.45	8 - Printed	40406163-6521-00056
81190003	HOOD TECHNOLOGI	06/20/2018	\$ 1,900.00	\$ -	0 - Closed	10052500-6332
63190009	HOUGHTON MIFFLI	05/31/2018	\$ 12,000.00	\$ 2,200.00	8 - Printed	10235150-6412
97190042	HUSKEY BUS & TR	07/31/2018	\$ 10,000.00	\$ 10,000.00	8 - Printed	10255160-6342
40190007	IMAGE SOLUTIONS	07/10/2018	\$ 1,887.37	\$ 1,887.37	8 - Printed	10241875-6411
63190028	IMRON CORPORATI	06/20/2018	\$ 7,500.00	\$ 5,000.00	8 - Printed	10235150-6412
81190012	INDUSTRIAL SOAP	06/25/2018	\$ 1,000.00	\$ 1,000.00	8 - Printed	10052370-6411
85190028	INDUSTRIAL SOAP	07/05/2018	\$ 1,000.00	\$ 1,000.00	8 - Printed	10255815-6411
85190030	INDUSTRIAL SOAP	07/05/2018	\$ 3,500.00	\$ 3,500.00	8 - Printed	10255812-6411
85190029	INDUSTRIAL SOAP	07/05/2018	\$ 5,000.00	\$ 5,000.00	8 - Printed	10255812-6411
54190026	INFOBASE PUBLIS	06/12/2018	\$ 590.17	\$ -	0 - Closed	10221173-6451
83190007	INFOBASE PUBLIS	07/13/2018	\$ 2,243.33	\$ 2,243.33	8 - Printed	10113032-6431
92190001	INSTRUCTURE, IN	05/29/2018	\$ 11,310.00	\$ -	0 - Closed	10162710-6412-02000
34190002	IT SUPPLIES, IN	07/09/2018	\$ 1,500.00	\$ 1,500.00	8 - Printed	10255412-6411
81190025	J&J PIZZA COMPA	07/09/2018	\$ 5,500.00	\$ 5,500.00	8 - Printed	10052420-6471
50190017	JOHNNY MAC'S SP	07/31/2018	\$ 600.00	\$ 600.00	8 - Printed	10141230-6411
85190088	JON-DON PRODUCT	07/18/2018	\$ 3,500.00	\$ 3,001.20	8 - Printed	10255815-6411
85190082	JORDAN MULCH SE	07/18/2018	\$ 5,000.00	\$ 5,000.00	8 - Printed	10255AIM-6332
63190024	JOURNEY EDUCATI	06/18/2018	\$ 6,646.74	\$ 6,646.74	8 - Printed	10235150-6412
83190002	JSTOR	05/25/2018	\$ 7,500.00	\$ 7,500.00	8 - Printed	10223899-6431
85190036	K & P PRECAST I	07/05/2018	\$ 650.00	\$ -	0 - Closed	10255AIL-6411

PO#	Vendor Name	PO Date	Order Amount	Balance	Status	1st GL Account
85190037	K & P PRECAST I	07/05/2018	\$ 650.00	\$ -	0 - Closed	10255AIL-6411
85190013	KATSAM, LLC	06/27/2018	\$ 2,300.00	\$ 2,300.00	8 - Printed	10255AIF-6332
63190015	KEARNEY & ASSOC	06/01/2018	\$ 2,300.00	\$ 1,725.00	8 - Printed	10235270-6339
73190006	KELLY PRESS	07/10/2018	\$ 750.00	\$ -	0 - Closed	11149156-6411-08363
73190000	KELLY PRESS	06/26/2018	\$ 750.00	\$ 750.00	8 - Printed	11149156-6411-08363
73190001	KELLY PRESS	06/26/2018	\$ 750.00	\$ 750.00	8 - Printed	11149156-6411-08363
73190002	KELLY PRESS	06/28/2018	\$ 750.00	\$ -	0 - Closed	11149156-6411-08363
73190008	KELLY PRESS	07/10/2018	\$ 750.00	\$ -	0 - Closed	11149156-6411-08363
73190014	KELLY PRESS	07/30/2018	\$ 3,000.00	\$ -	0 - Closed	11149156-6411-08363
73190013	KELLY PRESS	07/30/2018	\$ 3,000.00	\$ -	0 - Closed	11149156-6411-08363
73190004	KELLY PRESS	07/02/2018	\$ 6,000.00	\$ -	0 - Closed	11149156-6411-08363
54190004	KLETT-USA EDUCA	05/31/2018	\$ 531.10	\$ -	0 - Closed	11149321-6411-08759
97190014	KNAPHEIDE TRUCK	05/08/2018	\$ 2,500.00	\$ 2,500.00	8 - Printed	10051410-6411
14190014	KRUEGER POTTERY	05/23/2018	\$ 575.00	\$ -	0 - Closed	10111AFP-6411
50190003	KRUEGER POTTERY	04/26/2018	\$ 3,499.00	\$ 3,499.00	8 - Printed	10111BEJ-6411
58190032	KRUEGER POTTERY	07/18/2018	\$ 3,500.00	\$ 3,500.00	8 - Printed	10111BRN-6411
69190000	KWIK KOPY	05/16/2018	\$ 2,576.80	\$ 2,576.80	8 - Printed	10223574-6363
71190005	KWIK KOPY	07/09/2018	\$ 3,000.00	\$ 2,905.00	8 - Printed	11149034-6411-08795
85190072	LAFARGE NORTH A	07/16/2018	\$ 2,000.00	\$ 2,000.00	8 - Printed	10255AIU-6411
1190000	LAKESHORE LEARN	04/18/2018	\$ 706.11	\$ -	0 - Closed	10111040-6411
85190111	LANDMARK SIGN C	07/24/2018	\$ 9,173.00	\$ 9,173.00	8 - Printed	40255044-6521
9190028	LEARNING A-Z	07/12/2018	\$ 999.50	\$ 999.50	8 - Printed	10241033-6411
9190021	LEARNING RESOUR	06/05/2018	\$ 599.76	\$ -	0 - Closed	10241033-6411
97190017	LEE HELMS INC	05/08/2018	\$ 1,500.00	\$ -	0 - Closed	10051400-6411
97190043	LEE HELMS INC	07/31/2018	\$ 3,000.00	\$ 3,000.00	8 - Printed	10051400-6411
63190071	LENOVO, INC.	07/30/2018	\$ 665.00	\$ 665.00	8 - Printed	10235110-6337
85190131	LENSES UNLIMITE	07/30/2018	\$ 3,400.00	\$ 3,400.00	8 - Printed	102550E0-6411
94190002	LEON UNIFORMS	07/30/2018	\$ 2,000.00	\$ 2,000.00	8 - Printed	10049380-6411
75190021	LOOMIS ARMORED	07/19/2018	\$ 6,000.00	\$ 5,535.56	8 - Printed	10255289-6391
97190022	LOWE AUTOMOTIVE	05/08/2018	\$ 14,500.00	\$ 12,721.17	8 - Printed	10051410-6411
46190009	LOWE'S COMPANIE	05/11/2018	\$ 1,200.00	\$ 1,200.00	8 - Printed	10131193-6411
85190059	LOWE'S COMPANIE	07/13/2018	\$ 1,454.97	\$ 145.50	8 - Printed	10255628-6411
85190058	LOWE'S COMPANIE	07/13/2018	\$ 2,634.00	\$ 263.40	8 - Printed	102550DN-6411
85190124	LOWE'S COMPANIE	07/30/2018	\$ 4,000.00	\$ 4,000.00	8 - Printed	10255AID-6411
85190060	LOWE'S COMPANIE	07/13/2018	\$ 5,000.00	\$ 4,135.10	8 - Printed	102550EL-6411
17190021	MAMMOTH PRINTSH	07/30/2018	\$ 584.50	\$ 584.50	8 - Printed	10111AI0-6411
62190005	MARSHALL MEMO L	06/05/2018	\$ 500.00	\$ -	0 - Closed	10223289-6312
76190005	MARYVILLE UNIVE	07/13/2018	\$ 3,000.00	\$ -	0 - Closed	10234076-6371
85190035	MATTHEW E KURTZ	07/05/2018	\$ 7,000.00	\$ 7,000.00	8 - Printed	10255AIU-6411
45190000	MCGRAW HILL	05/24/2018	\$ 12,787.20	\$ -	0 - Closed	10111AZH-6411 *
54190027	MCGRAW-HILL GLO	06/12/2018	\$ 574.41	\$ -	0 - Closed	10221173-6451
85190044	MECHANICAL SUPP	07/09/2018	\$ 14,640.00	\$ -	0 - Closed	102550DX-6411
81190013	MEDNIK WIPING M	06/25/2018	\$ 1,000.00	\$ 644.83	8 - Printed	10052370-6411
39190007	MERCY CORPORATE	07/20/2018	\$ 5,000.00	\$ 5,000.00	8 - Printed	10255AIX-6391
97190031	MERCY CORPORATE	06/18/2018	\$ 6,500.00	\$ 3,879.20	8 - Printed	10051240-6312
64190001	MERCY CORPORATE	07/12/2018	\$ 9,000.00	\$ 9,000.00	8 - Printed	10255ABL-6319
56190008	MERCY SPECIALIZ	06/18/2018	\$ 1,623.76	\$ 1,623.76	8 - Printed	10141570-6411
58190014	MERCY SPECIALIZ	06/25/2018	\$ 3,000.00	\$ 3,000.00	8 - Printed	10141660-6411
81190029	MID-SOUTH CLEAN	07/18/2018	\$ 2,400.00	\$ 2,400.00	8 - Printed	10052500-6332

PO#	Vendor Name	PO Date	Order Amount	Balance	Status	1st GL Account
85190129	MIDWEST BLOCK A	07/30/2018	\$ 3,000.00	\$ 3,000.00	8 - Printed	10255AIU-6411
97190020	MIDWEST BUS SAL	05/08/2018	\$ 14,750.00	\$ 10,568.53	8 - Printed	10051410-6411
62190047	MIDWEST SHEET M	07/18/2018	\$ 2,493.90	\$ -	0 - Closed	10111BSO-6431 *
97190016	MIDWEST TRANSIT	05/08/2018	\$ 1,500.00	\$ 1,029.48	8 - Printed	10051410-6411
48190023	MILFORD SUPPLY	06/28/2018	\$ 920.63	\$ -	0 - Closed	40406126-6521-00019
48190035	MILFORD SUPPLY	07/09/2018	\$ 1,652.00	\$ 1,652.00	8 - Printed	40406126-6521-00019
48190036	MILFORD SUPPLY	07/09/2018	\$ 1,789.00	\$ 1,789.00	8 - Printed	40406126-6521-00019
63190027	MINNESOTA MEMOR	06/20/2018	\$ 1,687.50	\$ 1,687.50	8 - Printed	10-1617
85190077	MIRACLE RECREAT	07/16/2018	\$ 1,515.18	\$ 1,515.18	8 - Printed	10255AIT-6411
11190025	MISSISSIPPI VAL	07/18/2018	\$ 500.00	\$ 500.00	8 - Printed	10111ACU-6411
85190103	MISSOURI LAWYER	07/20/2018	\$ 500.00	\$ 500.00	8 - Printed	102550IT-6362
76190002	MO ASSOC. OF SC	07/13/2018	\$ 4,045.99	\$ -	0 - Closed	10234076-6371
39190006	MO DEPT OF NATU	07/12/2018	\$ 750.00	\$ 550.00	8 - Printed	102550UJ-6332
85190073	MO PETROLEUM PR	07/16/2018	\$ 5,000.00	\$ 5,000.00	8 - Printed	10255AIK-6411
63190070	MOBILE DEFENDER	07/30/2018	\$ 864.72	\$ 864.72	8 - Printed	10-1617
10190039	MOBYMAX, LLC	07/16/2018	\$ 796.00	\$ 796.00	8 - Printed	10111AB0-6412
11190024	MOBYMAX, LLC	07/12/2018	\$ 3,495.00	\$ -	0 - Closed	10111ACS-6412
85190051	MOTOR CONTROL S	07/12/2018	\$ 1,700.00	\$ 1,700.00	8 - Printed	102550DX-6411
58190037	MOZINGO MUSIC	07/31/2018	\$ 1,000.00	\$ 1,000.00	8 - Printed	10111BQO-6332
85190075	MPGTANDEM	07/16/2018	\$ 6,500.00	\$ 6,500.00	8 - Printed	10255AII-6411
10190028	MUSIC IN MOTION	05/23/2018	\$ 529.29	\$ 16.95	8 - Printed	10111ABB-6411
97190034	MYBRANDPROMO IN	07/05/2018	\$ 1,000.00	\$ 770.00	8 - Printed	10255233-6391
85190115	NAPA AUTO PARTS	07/26/2018	\$ 500.00	\$ 426.18	8 - Printed	10255AID-6411
97190039	NAPA AUTO PARTS	07/26/2018	\$ 10,000.00	\$ 10,000.00	8 - Printed	10255747-6411-04150
21190000	NASCO	05/31/2018	\$ 526.88	\$ 526.88	8 - Printed	10111ANN-6411
85190046	NEW SYSTEM CARP	07/09/2018	\$ 2,000.00	\$ 2,000.00	8 - Printed	10255815-6411
85190045	NEWTON DISTRIBU	07/09/2018	\$ 10,000.00	\$ 10,000.00	8 - Printed	10255AHJ-6411
63190062	NEXTEL COMMUNIC	07/24/2018	\$ 10,000.00	\$ 10,000.00	8 - Printed	11149034-6411-08795
58190031	NORRENBURNS LUM	07/18/2018	\$ 700.00	\$ 700.00	8 - Printed	10131302-6411
97190018	NORTHWEST AUTOM	05/08/2018	\$ 500.00	\$ 500.00	8 - Printed	10051410-6411
58190038	NOTTELMANN MUSI	07/31/2018	\$ 2,000.00	\$ 2,000.00	8 - Printed	10111BQO-6332
1	NVB PLAYGROUNDS	07/31/2018	\$ 2,519.00	\$ 2,519.00	8 - Printed	41149030-6531-08816
12190000	OFFICE ESSENTIA	05/14/2018	\$ 500.00	\$ 500.00	8 - Printed	10111AEK-6411
10190042	OFFICE ESSENTIA	07/26/2018	\$ 500.00	\$ 500.00	8 - Printed	10241129-6411
61190003	OFFICE ESSENTIA	07/09/2018	\$ 500.00	\$ 500.00	8 - Printed	10255389-6411
45190001	OFFICE ESSENTIA	07/31/2018	\$ 500.00	\$ 500.00	8 - Printed	10241945-6411
85190110	OFFICE ESSENTIA	07/24/2018	\$ 500.00	\$ 500.00	8 - Printed	10255821-6411
15190015	OFFICE ESSENTIA	07/26/2018	\$ 585.90	\$ 585.90	8 - Printed	10111AGW-6411
15190013	OFFICE ESSENTIA	07/12/2018	\$ 600.00	\$ 103.72	8 - Printed	10111AGV-6411
12190004	OFFICE ESSENTIA	07/26/2018	\$ 683.45	\$ 683.45	8 - Printed	10111AEL-6411
62190007	OFFICE ESSENTIA	06/18/2018	\$ 900.00	\$ 845.66	8 - Printed	10228113-6411-02052
85190102	OFFICE ESSENTIA	07/20/2018	\$ 1,000.00	\$ 1,000.00	8 - Printed	10255AJO-6411
34190001	OFFICE ESSENTIA	07/09/2018	\$ 1,000.00	\$ 337.94	8 - Printed	10255412-6411
39190011	OFFICE ESSENTIA	07/24/2018	\$ 1,000.00	\$ 1,000.00	8 - Printed	102550S0-6411
62190002	OFFICE ESSENTIA	05/21/2018	\$ 1,000.00	\$ 1,000.00	8 - Printed	102210UR-6411-04350
58190030	OFFICE ESSENTIA	07/18/2018	\$ 1,000.00	\$ 1,000.00	8 - Printed	102410DC-6411
69190002	OFFICE ESSENTIA	07/10/2018	\$ 1,000.00	\$ 731.80	8 - Printed	10223575-6411
17190020	OFFICE ESSENTIA	07/30/2018	\$ 1,157.34	\$ 1,157.34	8 - Printed	10111AIA-6411
8190030	OFFICE ESSENTIA	07/18/2018	\$ 1,200.00	\$ 836.64	8 - Printed	10241770-6411

PO#	Vendor Name	PO Date	Order Amount	Balance	Status	1st GL Account
9190035	OFFICE ESSENTIA	07/18/2018	\$ 1,500.00	\$ 1,500.00	8 - Printed	10241033-6411
14190023	OFFICE ESSENTIA	06/05/2018	\$ 2,000.00	\$ 1,813.07	8 - Printed	10241315-6411
71190003	OFFICE ESSENTIA	07/05/2018	\$ 2,000.00	\$ 2,000.00	8 - Printed	10234227-6411
1190016	OFFICE ESSENTIA	06/05/2018	\$ 2,000.00	\$ 2,000.00	8 - Printed	10241040-6411
92190004	OFFICE ESSENTIA	07/30/2018	\$ 2,000.00	\$ 2,000.00	8 - Printed	10162710-6411-02001
22190012	OFFICE ESSENTIA	07/26/2018	\$ 2,000.00	\$ 2,000.00	8 - Printed	10241836-6411
97190035	OFFICE ESSENTIA	07/09/2018	\$ 2,500.00	\$ 1,282.98	8 - Printed	10255150-6411
75190020	OFFICE ESSENTIA	07/19/2018	\$ 2,500.00	\$ 2,376.13	8 - Printed	10255294-6411
50190006	OFFICE ESSENTIA	06/13/2018	\$ 2,718.81	\$ 2,718.81	8 - Printed	11149308-6411-07976
41190000	OFFICE ESSENTIA	07/13/2018	\$ 2,916.40	\$ 2,916.40	8 - Printed	11149273-6411-07841
64190000	OFFICE ESSENTIA	07/12/2018	\$ 3,000.00	\$ 2,374.14	8 - Printed	10255617-6411
2190038	OFFICE ESSENTIA	07/18/2018	\$ 3,000.00	\$ 2,687.26	8 - Printed	10241250-6411
5190019	OFFICE ESSENTIA	06/01/2018	\$ 3,000.00	\$ 1,137.52	8 - Printed	10111980-6411
18190007	OFFICE ESSENTIA	06/20/2018	\$ 3,000.00	\$ 2,657.94	8 - Printed	10241655-6411
18190005	OFFICE ESSENTIA	05/11/2018	\$ 3,000.00	\$ 1,657.75	8 - Printed	10111AJ0-6411
85190063	OFFICE ESSENTIA	07/16/2018	\$ 3,082.14	\$ 3,082.14	8 - Printed	10255AJV-6411
62190024	OFFICE ESSENTIA	07/13/2018	\$ 3,400.00	\$ 3,400.00	8 - Printed	10223306-6411
63190053	OFFICE ESSENTIA	07/09/2018	\$ 3,499.00	\$ 3,441.65	8 - Printed	10235320-6412
23190016	OFFICE ESSENTIA	07/12/2018	\$ 3,500.00	\$ 3,078.02	8 - Printed	10111AQT-6411
79190000	OFFICE ESSENTIA	06/13/2018	\$ 3,500.00	\$ 3,120.42	8 - Printed	10352250-6411
58190029	OFFICE ESSENTIA	07/18/2018	\$ 4,000.00	\$ 4,000.00	8 - Printed	102410DE-6411
40190005	OFFICE ESSENTIA	07/10/2018	\$ 4,000.00	\$ 4,000.00	8 - Printed	10241877-6411
2190034	OFFICE ESSENTIA	06/25/2018	\$ 4,014.84	\$ 4,014.84	8 - Printed	10241260-6411
81190014	OFFICE ESSENTIA	06/25/2018	\$ 4,500.00	\$ 4,448.97	8 - Printed	10052370-6411
71190001	OFFICE ESSENTIA	06/13/2018	\$ 4,646.67	\$ 4,646.67	8 - Printed	10234228-6411
9190034	OFFICE ESSENTIA	07/18/2018	\$ 5,000.00	\$ 4,441.39	8 - Printed	10241033-6411
20190040	OFFICE ESSENTIA	07/26/2018	\$ 5,000.00	\$ 5,000.00	8 - Printed	10241798-6411
17190019	OFFICE ESSENTIA	07/13/2018	\$ 5,000.00	\$ 2,656.00	8 - Printed	10241636-6411
40190006	OFFICE ESSENTIA	07/10/2018	\$ 6,000.00	\$ 2,416.11	8 - Printed	10241875-6411
21190020	OFFICE ESSENTIA	06/12/2018	\$ 6,000.00	\$ 4,899.66	8 - Printed	10111ANP-6411 *
11190011	OFFICE ESSENTIA	04/16/2018	\$ 6,000.00	\$ 4,762.58	8 - Printed	10111ACU-6411
54190025	OFFICE ESSENTIA	06/12/2018	\$ 6,000.00	\$ 5,538.12	8 - Printed	102410AY-6411
82190007	OFFICE ESSENTIA	05/08/2018	\$ 8,000.00	\$ 8,000.00	8 - Printed	10255439-6411
19190028	OFFICE ESSENTIA	07/31/2018	\$ 8,752.82	\$ 8,752.82	8 - Printed	10111AKX-6411
43190005	OFFICE ESSENTIA	06/01/2018	\$ 10,000.00	\$ 10,000.00	8 - Printed	10111AXA-6411
82190019	OFFICE ESSENTIA	07/05/2018	\$ 10,000.00	\$ 10,000.00	8 - Printed	10255AEF-6411
82190002	OFFICE ESSENTIA	04/19/2018	\$ 10,000.00	\$ 10,000.00	8 - Printed	10255843-6411
54190024	OFFICE ESSENTIA	06/12/2018	\$ 10,000.00	\$ 10,000.00	8 - Printed	102410B0-6411
82190017	OFFICE ESSENTIA	06/26/2018	\$ 13,000.00	\$ 13,000.00	8 - Printed	10255AFK-6411
63190020	OFFICEMAX/OFFIC	06/18/2018	\$ 10,918.50	\$ 10,918.50	8 - Printed	10-1617
85190126	OLDHAM CHEMICAL	07/30/2018	\$ 2,000.00	\$ 2,000.00	8 - Printed	102550EL-6411
39190005	OLDHAM CHEMICAL	07/05/2018	\$ 4,500.00	\$ 4,470.60	8 - Printed	102550SK-6411
48190014	OVERHEAD DOOR	06/18/2018	\$ 7,621.46	\$ 7,621.46	8 - Printed	40406154-6541-00014
48190016	OVERHEAD DOOR	06/18/2018	\$ 8,524.58	\$ 8,524.58	8 - Printed	40406154-6541-00014
48190069	OVERHEAD DOOR	07/30/2018	\$ 10,959.96	\$ 10,959.96	8 - Printed	40406154-6541-00014
48190015	OVERHEAD DOOR	06/18/2018	\$ 11,617.52	\$ 11,617.52	8 - Printed	40406154-6541-00014
63190010	PACIFIC TELEMAN	06/01/2018	\$ 3,636.00	\$ 3,333.00	8 - Printed	11149034-6411-08795
43190003	PALOS SPORTS	05/30/2018	\$ 693.00	\$ 693.00	8 - Printed	10111AWS-6411
62190064	PARALLAX INC	07/30/2018	\$ 1,899.50	\$ 1,899.50	8 - Printed	10138003-6411-42701

PO#	Vendor Name	PO Date	Order Amount	Balance	Status	1st GL Account
81190007	PARKWAY SCHOOL	06/22/2018	\$ 4,893.00	\$ -	0 - Closed	10-1111
75190009	PARKWAY SCHOOL	06/29/2018	\$ 5,000.00	\$ -	0 - Closed	10-1109
54190023	PEARISON INC.	06/12/2018	\$ 2,371.60	\$ -	0 - Closed	41149800-6541-08496
62190052	PEARSON EDUCATI	07/19/2018	\$ 1,439.70	\$ 1,439.70	8 - Printed	10113029-6431
85190118	PIONEER MANUFAC	07/30/2018	\$ 5,000.00	\$ 5,000.00	8 - Printed	10255AIT-6411
97190029	POMP'S TIRE SER	05/09/2018	\$ 14,750.00	\$ 11,350.38	8 - Printed	10051430-6411
85190091	PORKY JOERLING	07/18/2018	\$ 1,000.00	\$ 1,000.00	8 - Printed	10255AIU-6411
85190032	PPG ARCHITTECTU	07/05/2018	\$ 10,000.00	\$ 8,322.40	8 - Printed	102550EB-6411
58190027	PRESS JOURNAL P	07/18/2018	\$ 3,900.00	\$ 3,900.00	8 - Printed	10141600-6363
48190022	PROFESSIONAL SE	06/26/2018	\$ 1,022.00	\$ 85.80	8 - Printed	40406097-6521-00058
39190016	PROFESSIONAL SE	07/30/2018	\$ 1,306.00	\$ 1,306.00	8 - Printed	102550UK-6332
39190013	PROFESSIONAL SE	07/30/2018	\$ 1,720.00	\$ 1,720.00	8 - Printed	102550UK-6332
48190025	PROFESSIONAL SE	07/02/2018	\$ 2,674.00	\$ 2,674.00	8 - Printed	40406126-6521-00019
39190015	PROFESSIONAL SE	07/30/2018	\$ 4,310.00	\$ 4,310.00	8 - Printed	102550UK-6332
39190014	PROFESSIONAL SE	07/30/2018	\$ 5,105.00	\$ 5,105.00	8 - Printed	102550UK-6332
48190037	PROFESSIONAL SE	07/09/2018	\$ 6,608.00	\$ 6,608.00	8 - Printed	40406147-6521-00049
48190070	PROFESSIONAL SE	07/30/2018	\$ 7,312.00	\$ 7,312.00	8 - Printed	40406172-6521-00049
62190056	PROJECT LEAD TH	07/24/2018	\$ 5,000.00	\$ 5,000.00	8 - Printed	10113350-6411
83190000	PROQUEST	05/23/2018	\$ 9,106.00	\$ 9,106.00	8 - Printed	10223859-6431 *
56190000	PRO-TUFF DECALS	04/24/2018	\$ 1,158.19	\$ 1,158.19	8 - Printed	10141570-6411
97190019	PUNDMANN FORD	05/08/2018	\$ 2,000.00	\$ 402.80	8 - Printed	10051410-6411
85190140	PURCELL TIRES C	07/30/2018	\$ 1,000.00	\$ 1,000.00	8 - Printed	10255AIA-6411
9190029	PURITAN SPRING	07/12/2018	\$ 700.00	\$ 682.25	8 - Printed	11149186-6411-07992
63190006	RADIO COMM CO.	05/29/2018	\$ 13,000.00	\$ 11,884.75	8 - Printed	10235290-6361
85190061	RAINERI BUILDIN	07/13/2018	\$ 3,000.00	\$ 1,868.80	8 - Printed	10255AIE-6411
62190058	REALITYWORKS IN	07/24/2018	\$ 2,320.00	\$ 2,320.00	8 - Printed	10138032-6431-42701
11190003	REALLY GOOD STU	04/10/2018	\$ 512.64	\$ 512.64	8 - Printed	10121049-6411
23190000	REALLY GOOD STU	05/02/2018	\$ 593.84	\$ -	0 - Closed	10111AQT-6411
19190020	REALLY GOOD STU	06/04/2018	\$ 614.48	\$ 614.48	8 - Printed	10111AKK-6411
9190024	REALLY GOOD STU	06/05/2018	\$ 632.16	\$ 632.16	8 - Printed	10241033-6411
23190015	REALLY GOOD STU	06/12/2018	\$ 856.51	\$ -	0 - Closed	10111AQT-6411
14190002	REALLY GOOD STU	05/02/2018	\$ 886.27	\$ 886.27	8 - Printed	10111AFG-6411
85190004	RECREONICS INC	06/18/2018	\$ 2,208.84	\$ -	0 - Closed	40255026-6542
85190135	REDEXIM TURF PR	07/30/2018	\$ 1,000.00	\$ 1,000.00	8 - Printed	10255AIP-6411
54190032	REFPAY TR DTD 7	07/18/2018	\$ 6,412.08	\$ 6,412.08	8 - Printed	11149333-6391-07240
63190005	RESPONDUS INC.	05/25/2018	\$ 5,095.00	\$ -	0 - Closed	10225050-6412
48190052	REXEL INC.	07/16/2018	\$ 4,330.00	\$ 4,330.00	8 - Printed	40406097-6521-00058
54190012	RIDDELL ALL AME	06/01/2018	\$ 2,202.95	\$ -	0 - Closed	11149321-6411-08759
85190062	ROBERT BROOKE A	07/13/2018	\$ 936.00	\$ -	0 - Closed	102550DU-6411
58190002	ROBOTEL CORP.	05/14/2018	\$ 1,200.00	\$ -	0 - Closed	10111BRW-6412
17190007	ROCHESTER 100 I	05/23/2018	\$ 512.50	\$ -	0 - Closed	10241636-6411
54190037	ROGERS ATHLETIC	07/18/2018	\$ 2,566.00	\$ 2,566.00	8 - Printed	40111126-6541 *
97190037	RUSH TRUCK CENT	07/16/2018	\$ 14,500.00	\$ 6,739.68	8 - Printed	10051410-6411
97190025	RUSH TRUCK CENT	05/08/2018	\$ 14,500.00	\$ 13,659.12	8 - Printed	10051410-6411
50190007	RYDIN DECAL	06/13/2018	\$ 1,017.50	\$ -	0 - Closed	11149308-6411-08648
97190024	SAFETY-KLEEN CO	05/08/2018	\$ 850.00	\$ 850.00	8 - Printed	10051400-6411
82190004	SAMACO HARDWARE	04/19/2018	\$ 2,102.38	\$ 2,102.38	8 - Printed	10255843-6411
74190002	SAM'S CLUB DIRE	07/16/2018	\$ 500.00	\$ 500.00	8 - Printed	10223545-6411
9190030	SAM'S CLUB DIRE	07/12/2018	\$ 899.99	\$ 899.99	8 - Printed	11149186-6411-07992

PO#	Vendor Name	PO Date	Order Amount	Balance	Status	1st GL Account
23190017	SAM'S CLUB DIRE	07/16/2018	\$ 1,000.00	\$ 1,000.00	8 - Printed	11149249-6411-07992
79190001	SAM'S CLUB DIRE	06/20/2018	\$ 2,000.00	\$ 2,000.00	8 - Printed	10352250-6411
1190018	SAM'S CLUB DIRE	06/05/2018	\$ 2,000.00	\$ 2,000.00	8 - Printed	11149020-6411-09208
43190007	SAM'S CLUB DIRE	06/01/2018	\$ 2,000.00	\$ 2,000.00	8 - Printed	11149284-6411-09208
46190012	SAM'S CLUB DIRE	05/16/2018	\$ 2,499.99	\$ 2,499.99	8 - Printed	11149301-6411-07992
62190062	SAM'S CLUB DIRE	07/24/2018	\$ 2,500.00	\$ 2,468.78	8 - Printed	10223306-6411
21190021	SAM'S CLUB DIRE	06/12/2018	\$ 2,500.00	\$ 2,500.00	8 - Printed	10241815-6411 *
40190008	SAM'S CLUB DIRE	07/10/2018	\$ 3,500.00	\$ 3,500.00	8 - Printed	10241878-6411
58190033	SCHALLER HARDWO	07/18/2018	\$ 1,000.00	\$ 1,000.00	8 - Printed	10131302-6411
54190029	SCHILLER'S IMAG	06/12/2018	\$ 1,694.70	\$ 1,694.70	8 - Printed	10111BJZ-6411 *
63190072	SCHILLER'S IMAG	07/30/2018	\$ 3,155.00	\$ 3,155.00	8 - Printed	40115010-6543-04604
85190006	SCHILLER'S IMAG	06/18/2018	\$ 3,415.00	\$ 3,415.00	8 - Printed	40115010-6543-04604
85190005	SCHILLER'S IMAG	06/18/2018	\$ 6,310.00	\$ -	0 - Closed	40115010-6543-04604
63190073	SCHILLER'S IMAG	07/30/2018	\$ 7,190.00	\$ 7,190.00	8 - Printed	10225400-6412-04604
20190041	SCHNUCKS MARKET	07/26/2018	\$ 500.00	\$ 500.00	8 - Printed	11149234-6411-07992
20190042	SCHNUCKS MARKET	07/26/2018	\$ 500.00	\$ 500.00	8 - Printed	11149235-6411-07992
79190003	SCHNUCKS MARKET	06/25/2018	\$ 1,000.00	\$ 1,000.00	8 - Printed	10352410-6411
46190016	SCHNUCKS MARKET	05/23/2018	\$ 1,500.00	\$ 1,500.00	8 - Printed	11149301-6411-08168
54190028	SCHOLASTIC	06/12/2018	\$ 971.00	\$ -	0 - Closed	10221173-6451
58190004	SCHOLASTIC	05/23/2018	\$ 1,111.06	\$ 1,111.06	8 - Printed	10111BQE-6411
11190017	SCHOLASTIC	04/24/2018	\$ 2,064.00	\$ 2,064.00	8 - Printed	10111ACR-6411
45190003	SCHOOL DATEBOOK	07/31/2018	\$ 1,048.85	\$ 1,048.85	8 - Printed	11149288-6411-07992
58190001	SCHOOL DATEBOOK	04/17/2018	\$ 7,152.75	\$ 7,152.75	8 - Printed	10111BRR-6411
32190000	SCHOOL HEALTH C	06/21/2018	\$ 5,000.00	\$ 3,374.97	8 - Printed	10213119-6411
46190001	SCHOOL MATE	04/24/2018	\$ 587.50	\$ -	0 - Closed	10241976-6411
10190033	SCHOOL SPECIALT	05/24/2018	\$ 505.57	\$ 505.57	8 - Printed	10111ABE-6411
19190017	SCHOOL SPECIALT	06/04/2018	\$ 541.00	\$ 541.00	8 - Printed	10111AKV-6411
5190010	SCHOOL SPECIALT	05/23/2018	\$ 541.32	\$ -	0 - Closed	10111980-6411
5190007	SCHOOL SPECIALT	05/17/2018	\$ 568.14	\$ -	0 - Closed	10111980-6431
6190008	SCHOOL SPECIALT	04/23/2018	\$ 575.55	\$ 575.55	8 - Printed	10111046-6411
20190001	SCHOOL SPECIALT	06/05/2018	\$ 579.15	\$ -	0 - Closed	10111ALX-6411
5190011	SCHOOL SPECIALT	05/23/2018	\$ 587.93	\$ -	0 - Closed	10111980-6411
2190033	SCHOOL SPECIALT	06/12/2018	\$ 601.00	\$ -	0 - Closed	10241250-6411
15190011	SCHOOL SPECIALT	05/24/2018	\$ 602.80	\$ -	0 - Closed	11149213-6411-07992
9190023	SCHOOL SPECIALT	06/05/2018	\$ 606.09	\$ -	0 - Closed	10241033-6411
19190000	SCHOOL SPECIALT	04/30/2018	\$ 609.32	\$ 609.32	8 - Printed	10111AKK-6411
20190044	SCHOOL SPECIALT	07/31/2018	\$ 624.80	\$ 624.80	8 - Printed	10241798-6411
2190032	SCHOOL SPECIALT	06/12/2018	\$ 681.50	\$ -	0 - Closed	10241250-6411
10190034	SCHOOL SPECIALT	05/24/2018	\$ 703.30	\$ 703.30	8 - Printed	10111AAZ-6411 *
6190013	SCHOOL SPECIALT	06/20/2018	\$ 710.50	\$ 710.50	8 - Printed	10111287-6411
93190001	SCHOOL SPECIALT	05/10/2018	\$ 748.85	\$ 748.85	8 - Printed	10352300-6411-04500
10190016	SCHOOL SPECIALT	04/23/2018	\$ 773.84	\$ 508.61	8 - Printed	10111AAZ-6411 *
19190019	SCHOOL SPECIALT	06/04/2018	\$ 781.45	\$ 781.45	8 - Printed	10111AKR-6411
62190025	SCHOOL SPECIALT	07/13/2018	\$ 789.50	\$ 789.50	8 - Printed	10113024-6431
23190001	SCHOOL SPECIALT	05/30/2018	\$ 813.92	\$ 813.92	8 - Printed	10111AQS-6411
6190015	SCHOOL SPECIALT	07/26/2018	\$ 836.86	\$ 836.86	8 - Printed	10111287-6411
93190004	SCHOOL SPECIALT	05/10/2018	\$ 859.13	\$ 859.13	8 - Printed	10352300-6411-04500
93190002	SCHOOL SPECIALT	05/10/2018	\$ 890.94	\$ 890.94	8 - Printed	10352300-6411-04500
1190015	SCHOOL SPECIALT	05/29/2018	\$ 934.94	\$ 880.94	8 - Printed	11149020-6411-08056

PO#	Vendor Name	PO Date	Order Amount	Balance	Status	1st GL Account
19190022	SCHOOL SPECIALT	07/18/2018	\$ 945.51	\$ 945.51	8 - Printed	10221036-6411
93190000	SCHOOL SPECIALT	05/10/2018	\$ 947.46	\$ 947.46	8 - Printed	10352300-6411-04500
89190001	SCHOOL SPECIALT	05/18/2018	\$ 958.43	\$ 958.43	8 - Printed	10352370-6411-04310
93190005	SCHOOL SPECIALT	05/10/2018	\$ 994.23	\$ 994.23	8 - Printed	10352300-6411-04500
93190006	SCHOOL SPECIALT	05/10/2018	\$ 996.19	\$ 996.19	8 - Printed	10352300-6411-04500
93190003	SCHOOL SPECIALT	05/10/2018	\$ 999.86	\$ 999.86	8 - Printed	10352300-6411-04500
93190008	SCHOOL SPECIALT	05/16/2018	\$ 1,004.48	\$ 1,004.48	8 - Printed	10352300-6411-04500
14190015	SCHOOL SPECIALT	05/23/2018	\$ 1,011.17	\$ 928.28	8 - Printed	10221960-6411
9190026	SCHOOL SPECIALT	07/10/2018	\$ 1,026.00	\$ 1,026.00	8 - Printed	10241033-6411
20190024	SCHOOL SPECIALT	06/18/2018	\$ 1,127.41	\$ 1,127.41	8 - Printed	10111ALX-6411
93190007	SCHOOL SPECIALT	05/16/2018	\$ 1,171.42	\$ 1,171.42	8 - Printed	10352300-6411-04500
19190004	SCHOOL SPECIALT	05/09/2018	\$ 1,203.02	\$ 1,203.02	8 - Printed	10111AKK-6411
6190006	SCHOOL SPECIALT	04/23/2018	\$ 1,266.69	\$ 1,266.69	8 - Printed	10111046-6411
10190044	SCHOOL SPECIALT	07/26/2018	\$ 1,294.10	\$ 1,294.10	8 - Printed	10111ABH-6411
20190023	SCHOOL SPECIALT	06/18/2018	\$ 1,372.26	\$ 1,372.26	8 - Printed	10111ALX-6411
19190018	SCHOOL SPECIALT	06/04/2018	\$ 1,386.79	\$ 1,386.79	8 - Printed	10111AKV-6411
19190021	SCHOOL SPECIALT	07/18/2018	\$ 1,495.54	\$ 1,495.54	8 - Printed	10111AKQ-6411
19190001	SCHOOL SPECIALT	04/30/2018	\$ 1,504.63	\$ 1,504.63	8 - Printed	10111AKK-6411
6190009	SCHOOL SPECIALT	04/23/2018	\$ 1,559.73	\$ 1,559.73	8 - Printed	10111046-6411
21190011	SCHOOL SPECIALT	06/04/2018	\$ 1,596.33	\$ 1,596.33	8 - Printed	10111ANN-6411
14190006	SCHOOL SPECIALT	05/23/2018	\$ 1,630.46	\$ -	0 - Closed	10111AFQ-6411
6190007	SCHOOL SPECIALT	04/23/2018	\$ 1,697.02	\$ 1,697.02	8 - Printed	10111046-6411
21190012	SCHOOL SPECIALT	06/04/2018	\$ 2,000.00	\$ 2,000.00	8 - Printed	10111ANE-6411 *
22190010	SCHOOL SPECIALT	06/12/2018	\$ 2,042.50	\$ -	0 - Closed	10111AOY-6411
22190011	SCHOOL SPECIALT	06/25/2018	\$ 2,180.74	\$ 22.98	8 - Printed	10111AOX-6411
10190045	SCHOOL SPECIALT	07/26/2018	\$ 2,322.37	\$ 2,322.37	8 - Printed	10111ABH-6411
5190020	SCHOOL SPECIALT	06/01/2018	\$ 2,420.60	\$ 2,420.60	8 - Printed	10111007-6411
6190000	SCHOOL SPECIALT	04/12/2018	\$ 2,465.21	\$ 2,465.21	8 - Printed	10111274-6411
8190001	SCHOOL SPECIALT	06/01/2018	\$ 2,600.00	\$ -	0 - Closed	101110ZQ-6411
93190009	SCHOOL SPECIALT	05/16/2018	\$ 2,608.99	\$ 2,608.99	8 - Printed	10352300-6411-04500
9190025	SCHOOL SPECIALT	07/10/2018	\$ 2,628.06	\$ 2,628.06	8 - Printed	10111AAB-6411
11190012	SCHOOL SPECIALT	04/16/2018	\$ 2,992.77	\$ -	0 - Closed	10111ACT-6411
82190008	SCHOOL SPECIALT	05/08/2018	\$ 3,000.00	\$ 3,000.00	8 - Printed	10255439-6411
1190017	SCHOOL SPECIALT	06/05/2018	\$ 3,492.31	\$ 256.25	8 - Printed	10111150-6411
17190011	SCHOOL SPECIALT	05/30/2018	\$ 4,200.00	\$ 4,200.00	8 - Printed	10111AHZ-6411
43190000	SCHOOL SPECIALT	05/02/2018	\$ 4,485.00	\$ 4,485.00	8 - Printed	10111AXA-6411
82190003	SCHOOL SPECIALT	04/19/2018	\$ 5,000.00	\$ 5,000.00	8 - Printed	10255843-6411
82190015	SCHOOL SPECIALT	05/31/2018	\$ 5,000.00	\$ 5,000.00	8 - Printed	10255899-6411
82190016	SCHOOL SPECIALT	05/31/2018	\$ 5,000.00	\$ 5,000.00	8 - Printed	10255AGO-6411
20190034	SHAR PRODUCTS C	06/18/2018	\$ 864.11	\$ 864.11	8 - Printed	10111AMA-6431
58190011	SHAR PRODUCTS C	06/05/2018	\$ 1,732.87	\$ -	0 - Closed	10111BQS-6411
62190044	SHEPARD, LISA	07/16/2018	\$ 525.00	\$ -	0 - Closed	10223327-6312
85190116	SHERWIN WILLIAM	07/26/2018	\$ 3,500.00	\$ 3,500.00	8 - Printed	10255AIG-6411
43190006	SHOP N SAVE/SUP	06/01/2018	\$ 1,000.00	\$ 1,000.00	8 - Printed	10131154-6411
61190002	SHRED-IT	07/09/2018	\$ 7,000.00	\$ 7,000.00	8 - Printed	102550NL-6391
85190113	SID BOEDEKER SA	07/24/2018	\$ 500.00	\$ 500.00	8 - Printed	10255809-6411
85190132	SID BOEDEKER SA	07/30/2018	\$ 1,500.00	\$ 1,500.00	8 - Printed	102550DO-6411
85190133	SID BOEDEKER SA	07/30/2018	\$ 1,500.00	\$ 1,500.00	8 - Printed	10255AII-6411
85190020	SITEONE LANDSCA	07/02/2018	\$ 5,000.00	\$ 5,000.00	8 - Printed	10255AIT-6411



PO#	Vendor Name	PO Date	Order Amount	Balance	Status	1st GL Account
85190021	SITEONE LANDSCA	07/02/2018	\$ 10,000.00	\$ 727.16	8 - Printed	10255AIT-6411
63190041	SITY COMMUNICAT	06/25/2018	\$ 650.00	\$ 650.00	8 - Printed	10235090-6361
46190020	SIX FLAGS	07/10/2018	\$ 3,367.44	\$ 3,367.44	8 - Printed	11149299-6411-07856
62190043	SKYLIGHT SOFTWA	07/16/2018	\$ 2,240.00	\$ 2,240.00	8 - Printed	10138026-6431-42701
63190030	SMARTSHEET INC.	06/20/2018	\$ 3,087.00	\$ -	0 - Closed	10235350-6412
62190031	SPEAKWORKS, INC	07/16/2018	\$ 3,231.00	\$ -	0 - Closed	10113530-6431
34190003	SPECIALTY PAPER	07/09/2018	\$ 2,500.00	\$ 1,763.00	8 - Printed	10255412-6411
34190004	SPECIALTY PAPER	07/26/2018	\$ 3,000.00	\$ 2,464.02	8 - Printed	10255412-6411
45190002	SPORTSPRINT INC	07/31/2018	\$ 1,500.00	\$ 1,500.00	8 - Printed	11149288-6411-09208
54190044	SSI FURNISHINGS	07/31/2018	\$ 2,050.00	\$ 2,050.00	8 - Printed	10131244-6411
5190021	SSI FURNISHINGS	06/01/2018	\$ 7,828.40	\$ 7,828.40	8 - Printed	41149510-6542-08260
54190010	SSI FURNISHINGS	06/01/2018	\$ 13,452.80	\$ 13,452.80	8 - Printed	10111BJL-6411
83190004	ST. LOUIS POST	06/20/2018	\$ 2,420.00	\$ 2,420.00	8 - Printed	10223862-6451 *
85190054	ST. LOUIS BOILE	07/12/2018	\$ 3,500.00	\$ 3,500.00	8 - Printed	102550DX-6411
85190053	ST. LOUIS BOILE	07/12/2018	\$ 6,000.00	\$ 5,406.60	8 - Printed	102550DX-6411
50190004	ST. LOUIS CARDI	05/14/2018	\$ 3,499.00	\$ -	0 - Closed	11149308-6411-09750
43190002	ST. LOUIS CARDI	05/23/2018	\$ 6,000.00	\$ 6,000.00	8 - Printed	11149283-6411-08496
85190078	ST. LOUIS CNTY	07/16/2018	\$ 2,500.00	\$ 2,500.00	8 - Printed	102550DJ-6391
85190139	ST. LOUIS COMPO	07/30/2018	\$ 1,000.00	\$ 1,000.00	8 - Printed	10255AIT-6411
85190138	ST. LOUIS COMPO	07/30/2018	\$ 2,000.00	\$ 2,000.00	8 - Printed	10255AIU-6411
81190019	ST. LOUIS RECHA	06/26/2018	\$ 1,465.85	\$ 1,465.85	8 - Printed	10052500-6332
39190002	ST. LOUIS RECHA	06/20/2018	\$ 12,000.00	\$ 12,000.00	8 - Printed	102550SM-6411
63190044	STAPLES	06/26/2018	\$ 11,451.00	\$ 11,451.00	8 - Printed	10225400-6412-04604
85190136	STORMWATER STL	07/30/2018	\$ 2,125.00	\$ 2,125.00	8 - Printed	102550IR-6319
81190006	SUBZERO LOGISTI	06/20/2018	\$ 10,000.00	\$ 9,694.00	8 - Printed	10052510-6333
85190107	SUMMIT SUPPLY C	07/20/2018	\$ 1,212.00	\$ 1,212.00	8 - Printed	40255120-6541
85190092	SUMMIT SUPPLY C	07/18/2018	\$ 1,700.00	\$ 1,700.00	8 - Printed	10255AIT-6411
75190010	SUN LIFE ASSURA	07/05/2018	\$ 3,000.00	\$ 2,123.20	8 - Printed	12-3131
85190022	SUPREME TURF PR	07/02/2018	\$ 10,000.00	\$ 8,547.00	8 - Printed	10255AIT-6411
85190146	TANDUS CENTIVA	07/31/2018	\$ 2,920.81	\$ 2,920.81	8 - Printed	102550JS-6411
85190098	TANDUS CENTIVA	07/19/2018	\$ 3,627.94	\$ 3,627.94	8 - Printed	40406126-6521-00019
48190081	TANDUS CENTIVA	07/31/2018	\$ 6,844.34	\$ 6,844.34	8 - Printed	40406107-6521-00060
15190001	TIME FOR KIDS	05/04/2018	\$ 950.73	\$ 950.73	8 - Printed	10111AGQ-6411
17190013	TIME FOR KIDS	05/30/2018	\$ 2,115.00	\$ 2,115.00	8 - Printed	10241636-6411
63190019	T-MOBILE	06/14/2018	\$ 9,800.00	\$ 9,591.52	8 - Printed	11149034-6411-08795
54190005	TODAYS CLASSROO	05/31/2018	\$ 668.76	\$ -	0 - Closed	102410AZ-6411
14190016	TOLEDO PHYSICAL	05/23/2018	\$ 1,239.56	\$ 443.83	8 - Printed	10111AFL-6411
48190053	TR, I ARCHITECT	07/16/2018	\$ 1,017.10	\$ 1,017.10	8 - Printed	40406164-6521-00057
48190075	TR, I ARCHITECT	07/30/2018	\$ 6,103.65	\$ 6,103.65	8 - Printed	40406167-6521-00070
85190089	TRANE PARTS CEN	07/18/2018	\$ 3,000.00	\$ 2,515.21	8 - Printed	102550DX-6411
21190024	TRIARCO ARTS &	07/31/2018	\$ 605.89	\$ 605.89	8 - Printed	10111ANN-6411
85190105	TRI-DIM FILTER	07/20/2018	\$ 10,000.00	\$ 10,000.00	8 - Printed	102550DX-6411
85190106	TRI-DIM FILTER	07/20/2018	\$ 10,000.00	\$ -	0 - Closed	102550DX-6411
97190023	TRUCK CENTERS I	05/08/2018	\$ 3,500.00	\$ -	0 - Closed	10051410-6411
97190044	TRUCK CENTERS I	07/31/2018	\$ 10,000.00	\$ 10,000.00	8 - Printed	10051410-6411
85190080	TYLER & SONS LL	07/18/2018	\$ 3,500.00	\$ 3,500.00	8 - Printed	102550DW-6411
75190016	UMB-CARD SERVIC	07/06/2018	\$ 4,000.00	\$ 4,000.00	8 - Printed	30537010-6631
75190018	UNITED STATES T	07/18/2018	\$ 10,508.68	\$ -	0 - Closed	12-3176
65190000	UNIV. OF MISSOU	05/02/2018	\$ 9,514.40	\$ 7,135.80	8 - Printed	10213840-6391

PO#	Vendor Name	PO Date	Order Amount	Balance	Status	1st GL Account
81190000	UNIVERSAL CREAT	06/05/2018	\$ 4,000.00	\$ 764.62	8 - Printed	10052400-6411
21190014	US GAMES	06/04/2018	\$ 524.07	\$ 524.07	8 - Printed	10111ANI-6411
20190033	US GAMES	06/18/2018	\$ 697.70	\$ 697.70	8 - Printed	10111AMB-6411
10190002	US GAMES	04/12/2018	\$ 715.87	\$ 715.87	8 - Printed	10111ABC-6411
15190004	US GAMES	05/11/2018	\$ 831.71	\$ 831.71	8 - Printed	10111AGO-6411
62190053	US GAMES	07/19/2018	\$ 1,000.00	\$ 1,000.00	8 - Printed	10221AFR-6312
11190020	US GAMES	04/24/2018	\$ 1,116.31	\$ 1,116.31	8 - Printed	10111ACP-6411
17190016	US GAMES	06/01/2018	\$ 1,273.36	\$ 1,273.36	8 - Printed	10111AHU-6411
58190003	USA TOURS, INC	05/16/2018	\$ 6,430.00	\$ 6,430.00	8 - Printed	11259640-6342-08436
62190059	VALLEY PARK SCH	07/24/2018	\$ 2,087.10	\$ -	0 - Closed	10228045-6391-02052
43190001	VANDALIA BUS LI	05/11/2018	\$ 1,475.00	\$ 1,475.00	8 - Printed	11259470-6342-07507
23190003	VARSITY SPIRIT	05/30/2018	\$ 585.14	\$ 585.14	8 - Printed	10111AQM-6411
54190006	VARSITY SPIRIT	05/31/2018	\$ 940.00	\$ -	0 - Closed	11149321-6411-08759
54190038	VARSITY SPIRIT	07/18/2018	\$ 984.20	\$ 984.20	8 - Printed	11149334-6411-09792
56190006	VARSITY SPIRIT	06/12/2018	\$ 1,008.00	\$ 1,008.00	8 - Printed	11149342-6411-09048
56190014	VARSITY SPIRIT	07/12/2018	\$ 1,101.50	\$ 1,101.50	8 - Printed	11149342-6411-07464
56190007	VARSITY SPIRIT	06/12/2018	\$ 1,782.00	\$ 1,782.00	8 - Printed	11149342-6411-09040
50190008	VARSITY SPIRIT	06/13/2018	\$ 1,978.08	\$ 1,978.08	8 - Printed	11149308-6411-07643
56190003	VARSITY SPIRIT	05/09/2018	\$ 6,368.30	\$ 6,368.30	8 - Printed	11149342-6411-07464
56190005	VARSITY SPIRIT	05/23/2018	\$ 7,642.13	\$ 7,642.13	8 - Printed	11149342-6411-07440
61190000	VEOLIA ES TECHN	07/02/2018	\$ 3,500.00	\$ 3,500.00	8 - Printed	102550NN-6391
56190015	VEX ROBOTICS IN	07/12/2018	\$ 1,723.91	\$ 1,723.91	8 - Printed	11149342-6411-08917
62190060	VEX ROBOTICS IN	07/24/2018	\$ 3,250.38	\$ 3,250.38	8 - Printed	40138330-6542-42701
58190010	VIRCO MFG CORP	06/05/2018	\$ 1,455.88	\$ 1,455.88	8 - Printed	102410DD-6411
10190043	VIRCO MFG CORP	07/26/2018	\$ 2,356.75	\$ 2,356.75	8 - Printed	10111ABJ-6411
23190020	VIRCO MFG CORP	07/26/2018	\$ 3,672.81	\$ 3,672.81	8 - Printed	40241960-6541
48190000	VIRCO MFG CORP	05/29/2018	\$ 4,897.44	\$ 4,897.44	8 - Printed	40406098-6541-00058
48190001	VIRCO MFG CORP	05/29/2018	\$ 7,346.16	\$ 7,346.16	8 - Printed	40406112-6541-00061
48190002	VIRCO MFG CORP	05/29/2018	\$ 8,162.40	\$ 8,162.40	8 - Printed	40406108-6541-00060
48190003	VIRCO MFG CORP	05/29/2018	\$ 8,162.40	\$ 8,162.40	8 - Printed	40406103-6541-00059
85190093	VOSS LIGHTING	07/18/2018	\$ 10,000.00	\$ 4,645.00	8 - Printed	102550E0-6411
97190026	WARNER COMMUNIC	05/08/2018	\$ 1,750.00	\$ 1,750.00	8 - Printed	10051410-6411
97190027	WEBER CHEVROLET	05/08/2018	\$ 2,800.00	\$ -	0 - Closed	10051410-6411
23190007	WEST MUSIC COMP	06/01/2018	\$ 613.80	\$ 613.80	8 - Printed	10111AQL-6411
20190039	WEST MUSIC COMP	06/20/2018	\$ 1,044.35	\$ 1,044.35	8 - Printed	10111AMA-6431
85190134	WESTPORT POOLS	07/30/2018	\$ 5,000.00	\$ 5,000.00	8 - Printed	102550EG-6411
54190030	WINNING STREAK	06/12/2018	\$ 522.00	\$ -	0 - Closed	11149334-6411-07264
54190046	WINNING STREAK	07/31/2018	\$ 616.50	\$ 616.50	8 - Printed	10141490-6411
50190011	WINNING STREAK	07/13/2018	\$ 651.30	\$ -	0 - Closed	11149313-6411-09168
54190045	WINNING STREAK	07/31/2018	\$ 702.70	\$ 702.70	8 - Printed	11149334-6411-09792
58190018	WINNING STREAK	07/10/2018	\$ 814.00	\$ 814.00	8 - Printed	11149385-6411-09600
50190020	WINNING STREAK	07/31/2018	\$ 926.00	\$ 926.00	8 - Printed	11149313-6411-09616
54190002	WINNING STREAK	05/29/2018	\$ 1,200.00	\$ 1,200.00	8 - Printed	11149334-6411-09168
50190010	WINNING STREAK	07/02/2018	\$ 2,603.75	\$ -	0 - Closed	11149308-6411-09750
56190002	WINNING STREAK	04/26/2018	\$ 2,634.90	\$ 2,634.90	8 - Printed	10141570-6411
50190015	WINNING STREAK	07/26/2018	\$ 3,090.00	\$ 3,090.00	8 - Printed	10141230-6411
54190011	WINNING STREAK	06/01/2018	\$ 13,574.00	\$ 13,574.00	8 - Printed	10141490-6411 *
39190012	WISE EL SANTO C	07/24/2018	\$ 1,000.00	\$ 1,000.00	8 - Printed	102550UN-6332
85190104	WM. NOBBE AND C	07/20/2018	\$ 8,000.00	\$ 7,333.40	8 - Printed	10255AIP-6411

<b>PO#</b>	<b>Vendor Name</b>	<b>PO Date</b>	<b>Order Amount</b>	<b>Balance</b>	<b>Status</b>	<b>1st GL Account</b>
58190008	WOODWIND & BRAS	05/30/2018	\$ 992.20	\$ -	0 - Closed	10111BQS-6411
83190003	WORLD BOOK	05/29/2018	\$ 8,748.82	\$ -	0 - Closed	10223859-6431
63190043	WORLDWIDE TECHN	06/26/2018	\$ 1,413.60	\$ -	0 - Closed	10235410-6412
1190014	WORTHINGTON DIR	05/14/2018	\$ 718.31	\$ -	0 - Closed	11149020-6411-09360
<b>TOTAL:</b>			<b>\$ 2,342,220.42</b>			

**\$15,000+**  
**JULY FY19**

<b>PO#</b>	<b>Vendor Name</b>	<b>PO Date</b>	<b>Order Amount</b>	<b>Balance</b>	<b>Status</b>	<b>1st GL Account</b>
85190040	ACCURATE ASPHAL	07/09/2018	\$ 43,900.00	\$ 43,900.00	8 - Printed	10255AHL-6332
62190037	ACT INC	07/16/2018	\$ 48,433.00	\$ 48,433.00	8 - Printed	10213054-6411
85190069	ADVANCED ELEVAT	07/16/2018	\$ 20,000.00	\$ 16,761.00	8 - Printed	102550FM-6332
81190002	ALPHA BAKING CO	06/20/2018	\$ 45,000.00	\$ 45,000.00	8 - Printed	10052420-6471
61190010	AMEREN MISSOURI	07/16/2018	\$ 3,000,000.00	\$ 2,652,670.56	8 - Printed	102550PF-6481
48190055	AMERICAN BURGLA	07/19/2018	\$ 1,594,544.90	\$ 1,500,134.33	8 - Printed	40406147-6521-00049
75190003	ANTHEM	06/26/2018	\$ 440,000.00	\$ 243,808.54	8 - Printed	10-2305
63190018	AT&T MOBILITY	06/14/2018	\$ 35,000.00	\$ 32,335.75	8 - Printed	11149034-6411-08795
48190079	AUTOMATIC CONTR	07/31/2018	\$ 66,535.00	\$ 66,535.00	8 - Printed	40406107-6521-00071
75190014	BANC OF AMERICA	07/06/2018	\$ 145,387.92	\$ 79,062.15	8 - Printed	40255940-6541
75190015	BANC OF AMERICA	07/06/2018	\$ 239,856.70	\$ 239,856.70	8 - Printed	40255230-6552
63190004	BIRKEL ELECTRIC	05/25/2018	\$ 30,000.00	\$ 30,000.00	8 - Printed	10235060-6361
63190036	BLACKBOARD INC.	06/25/2018	\$ 114,577.45	\$ -	0 - Closed	10235150-6412
75190004	BLUE MEDICARE R	06/26/2018	\$ 460,000.00	\$ 390,621.18	8 - Printed	10-2305
39190003	BROCK HOLDINGS	07/05/2018	\$ 50,000.00	\$ 50,000.00	8 - Printed	102550UK-6332
48190044	BROCK HOLDINGS	07/16/2018	\$ 160,000.00	\$ -	0 - Closed	40406102-6521-00059
48190045	BROCK HOLDINGS	07/16/2018	\$ 247,330.00	\$ 247,330.00	8 - Printed	40406097-6521-00058
75190000	CASSIDY TURLEY	06/05/2018	\$ 58,504.00	\$ -	0 - Closed	10352280-6333-04500
61190007	CENTERPOINT ENE	07/10/2018	\$ 480,000.00	\$ 442,553.56	8 - Printed	102550PM-6482
81190009	CENTRAL MISSOUR	06/25/2018	\$ 160,000.00	\$ 160,000.00	8 - Printed	10052420-6471
75190017	CHC OF MO MEDIC	07/18/2018	\$ 120,000.00	\$ 102,297.80	8 - Printed	10-2301
48190078	CHIODINI ASSOCI	07/31/2018	\$ 492,500.00	\$ 492,500.00	8 - Printed	40406166-6521-00077
75190012	CLAYTON HOLDING	07/06/2018	\$ 89,123.92	\$ 45,671.33	8 - Printed	40255230-6552
85190026	COMPI DISTRIBUT	07/05/2018	\$ 20,000.00	\$ 19,898.65	8 - Printed	102550DU-6411
63190002	CONVERGENT COMM	05/25/2018	\$ 139,900.00	\$ 128,241.67	8 - Printed	10235090-6361
63190017	CORNERSTONE OND	06/05/2018	\$ 98,744.00	\$ -	0 - Closed	10235150-6412
61190001	COSTCO	07/05/2018	\$ 24,981.60	\$ -	0 - Closed	10-1615
85190143	DAKTRONICS INC	07/31/2018	\$ 17,335.00	\$ 17,335.00	8 - Printed	40111126-6541
75190002	DELTA DENTAL OF	06/26/2018	\$ 100,000.00	\$ 77,607.06	8 - Printed	12-3157
85190000	DESCO SYSTEM, L	05/15/2018	\$ 35,000.00	\$ 17,226.00	8 - Printed	40255049-6531
63190034	DEVICEWEAR LLC	06/25/2018	\$ 22,680.00	\$ 22,680.00	8 - Printed	10225400-6412-04604
85190001	DUTCH HOLLOW SE	06/18/2018	\$ 20,000.00	\$ 20,000.00	8 - Printed	10255821-6411
83190001	EBSCO	05/25/2018	\$ 18,000.00	\$ 4,346.78	8 - Printed	10223824-6451
74190003	EDUCATIONPLUS	07/24/2018	\$ 34,868.00	\$ 34,868.00	8 - Printed	10223454-6343
62190027	EDUCATIONPLUS	07/16/2018	\$ 35,046.00	\$ 35,046.00	8 - Printed	10113230-6431
76190003	EDUCATIONPLUS	07/13/2018	\$ 102,020.56	\$ 40,808.22	8 - Printed	10234075-6371
71190002	ELLIOTT DATA SY	06/20/2018	\$ 86,160.80	\$ 86,160.80	8 - Printed	10234227-6412
62190004	EQUAL OPPORTUNI	06/05/2018	\$ 48,000.00	\$ -	0 - Closed	10223289-6312
75190007	EYEMED VISION C	06/26/2018	\$ 215,000.00	\$ 159,686.82	8 - Printed	10-2307
85190120	F J JURCIC CO	07/30/2018	\$ 25,000.00	\$ 25,000.00	8 - Printed	102550FC-6332
85190121	F J JURCIC CO	07/30/2018	\$ 25,000.00	\$ 25,000.00	8 - Printed	102550FC-6332
85190008	F J JURCIC CO	06/20/2018	\$ 25,880.42	\$ 25,880.42	8 - Printed	41149030-6531-08816
85190122	F J JURCIC CO	07/30/2018	\$ 30,000.00	\$ 30,000.00	8 - Printed	102550FD-6332
48190066	FGM ARCHITECTS	07/30/2018	\$ 595,000.00	\$ 595,000.00	8 - Printed	40406174-6521-00078
63190016	FOLLETT SCHOOL	06/05/2018	\$ 70,051.65	\$ -	0 - Closed	10223289-6312 *
81190001	FORD HOTEL & SU	06/20/2018	\$ 30,000.00	\$ 30,000.00	8 - Printed	10052450-6411

PO#	Vendor Name	PO Date	Order Amount	Balance	Status	1st GL Account
85190025	FRENCH GERLEMAN	07/05/2018	\$ 25,000.00	\$ 23,190.49	8 - Printed	102550DV-6411
85190015	FRISELLA NURSER	07/02/2018	\$ 15,000.00	\$ 15,000.00	8 - Printed	10255AIU-6411
63190026	GFI DIGITAL INC	06/20/2018	\$ 128,772.96	\$ 118,041.88	8 - Printed	10-2121
75190008	GFI DIGITAL INC	06/29/2018	\$ 185,000.00	\$ 139,550.04	8 - Printed	10-2123
63190014	GRANITE TELECOM	06/01/2018	\$ 80,000.00	\$ 71,607.39	8 - Printed	11149034-6411-08795
81190008	HEARTLAND COCA-	06/25/2018	\$ 180,000.00	\$ 180,000.00	8 - Printed	10052420-6471
62190009	HEINEMANN	06/20/2018	\$ 59,174.71	\$ 59,174.71	8 - Printed	10113210-6431
63190058	HEWLETT-PACKARD	07/16/2018	\$ 18,997.92	\$ 18,997.92	8 - Printed	40138330-6542-42701
75190006	HODGES- MACE LL	06/26/2018	\$ 100,000.00	\$ 89,263.10	8 - Printed	12-3176
85190003	HP PRODUCTS	06/18/2018	\$ 20,000.00	\$ 20,000.00	8 - Printed	10255821-6411
81190033	ICE CREAM SPECI	07/19/2018	\$ 16,000.00	\$ 16,000.00	8 - Printed	10052420-6471
48190059	ICS CONSTRUCTIO	07/20/2018	\$ 787,863.17	\$ 787,863.17	8 - Printed	40406111-6521-00061
85190041	INDUSTRIAL SOAP	07/09/2018	\$ 15,000.00	\$ 14,633.44	8 - Printed	10255806-6391
85190042	INDUSTRIAL SOAP	07/09/2018	\$ 15,000.00	\$ 15,000.00	8 - Printed	10255812-6411
85190002	INDUSTRIAL SOAP	06/18/2018	\$ 20,000.00	\$ 18,819.00	8 - Printed	10255812-6411
81190004	INDUSTRIAL SOAP	06/20/2018	\$ 160,000.00	\$ 160,000.00	8 - Printed	10052440-6411
85190145	INTEGRATED FACI	07/31/2018	\$ 43,876.00	\$ 43,876.00	8 - Printed	102550FH-6332
48190065	J.E. NOVACK CON	07/30/2018	\$ 307,000.00	\$ 307,000.00	8 - Printed	40406102-6521-00070
48190051	JACKSON BUILDIN	07/16/2018	\$ 111,250.00	\$ 111,250.00	8 - Printed	40406136-6521-00074
81190032	KAEMMERLEN PART	07/19/2018	\$ 47,718.02	\$ 46,970.68	8 - Printed	10052500-6332
75190019	KERBER, ECK & B	07/19/2018	\$ 29,000.00	\$ 21,000.00	8 - Printed	10234550-6315
81190005	KOHL WHOLESale	06/20/2018	\$ 18,000.00	\$ 18,000.00	8 - Printed	10052440-6411
81190018	KOHL WHOLESale	06/26/2018	\$ 550,000.00	\$ 503,844.90	8 - Printed	10052370-6411 *
48190071	KWAME BUILDING	07/30/2018	\$ 65,655.00	\$ 65,655.00	8 - Printed	40406172-6521-00019
85190130	LAWN SPRINKLERS	07/30/2018	\$ 15,000.00	\$ 15,000.00	8 - Printed	10255AIQ-6332
81190022	MARADAN, INC	07/05/2018	\$ 30,000.00	\$ 30,000.00	8 - Printed	10052420-6471
73190009	MERCY SPECIALIZ	07/12/2018	\$ 105,000.00	\$ 80,000.00	8 - Printed	10142100-6319
85190128	MERLO PLUMBING	07/30/2018	\$ 20,000.00	\$ 20,000.00	8 - Printed	102550FI-6332
61190008	METROPOLITAN SE	07/10/2018	\$ 170,000.00	\$ 149,378.20	8 - Printed	102550AZ-6335
97190015	MIDWEST TRANSIT	05/08/2018	\$ 1,010,196.02	\$ 1,010,196.02	8 - Printed	40005800-6552
85190031	MILFORD SUPPLY	07/05/2018	\$ 30,000.00	\$ 22,935.67	8 - Printed	102550EF-6411
61190009	MISSOURI AMERIC	07/10/2018	\$ 210,000.00	\$ 186,385.70	8 - Printed	1025500T-6335
85190074	MPGTANDEM	07/16/2018	\$ 15,000.00	\$ 15,000.00	8 - Printed	102550DO-6411
85190076	MPGTANDEM	07/16/2018	\$ 20,000.00	\$ 20,000.00	8 - Printed	10255809-6411
76190000	MSBA	07/09/2018	\$ 15,966.00	\$ -	0 - Closed	10234450-6371
85190125	MURPHY COMPANY	07/30/2018	\$ 50,000.00	\$ 47,223.84	8 - Printed	102550FH-6332
65190001	NAVIANCE LLC	07/10/2018	\$ 28,272.40	\$ -	0 - Closed	10213034-6412
81190015	NPC INTERNATION	06/25/2018	\$ 190,000.00	\$ 190,000.00	8 - Printed	10052420-6471
82190013	OFFICE ESSENTIA	05/31/2018	\$ 15,000.00	\$ 15,000.00	8 - Printed	10255899-6411
82190014	OFFICE ESSENTIA	05/31/2018	\$ 15,000.00	\$ 15,000.00	8 - Printed	10255AGO-6411
82190006	OFFICE ESSENTIA	05/08/2018	\$ 20,000.00	\$ 20,000.00	8 - Printed	10255ACX-6411
48190004	OFFICE ESSENTIA	05/30/2018	\$ 43,691.42	\$ 43,691.42	8 - Printed	40406098-6541-00058
48190005	OFFICE ESSENTIA	05/30/2018	\$ 65,590.16	\$ 65,590.16	8 - Printed	40406112-6541-00061
48190008	OFFICE ESSENTIA	06/04/2018	\$ 70,881.68	\$ 70,881.68	8 - Printed	40406103-6541-00059
48190006	OFFICE ESSENTIA	05/30/2018	\$ 71,105.86	\$ 71,105.86	8 - Printed	40406108-6541-00060
48190017	OVERHEAD DOOR	06/18/2018	\$ 15,669.22	\$ 15,669.22	8 - Printed	40406154-6541-00014
48190021	OVERHEAD DOOR	06/26/2018	\$ 15,838.64	\$ 15,838.64	8 - Printed	40406154-6541-00014
85190123	OVERHEAD DOOR	07/30/2018	\$ 35,000.00	\$ 35,000.00	8 - Printed	102550DU-6411
48190041	OVERHEAD DOOR	07/12/2018	\$ 76,480.00	\$ 76,480.00	8 - Printed	40406154-6541-00014

PO#	Vendor Name	PO Date	Order Amount	Balance	Status	1st GL Account
81190017	OZARK PIZZA COM	06/25/2018	\$ 200,000.00	\$ 200,000.00	8 - Printed	10052420-6471
85190137	PLANNING DESIGN	07/30/2018	\$ 22,311.50	\$ 22,311.50	8 - Printed	102550IR-6312
84190001	POWERSCHOOL GRO	07/26/2018	\$ 15,000.00	\$ 15,000.00	8 - Printed	10122390-6412
81190028	PRAIRIE FARMS D	07/16/2018	\$ 400,000.00	\$ 400,000.00	8 - Printed	10052420-6471
39190017	PROFESSIONAL SE	07/30/2018	\$ 65,000.00	\$ 65,000.00	8 - Printed	102550UK-6332
61190004	PROGRESSIVE WAS	07/09/2018	\$ 48,000.00	\$ 46,616.74	8 - Printed	102550NL-6391
48190072	RAINERI CONSTRU	07/30/2018	\$ 1,054,549.50	\$ 1,054,549.50	8 - Printed	40406107-6521-00060
85190090	RAMAIR INC.	07/18/2018	\$ 20,000.00	\$ 19,975.48	8 - Printed	102550DX-6411
61190006	REPUBLIC SERVIC	07/09/2018	\$ 35,000.00	\$ 35,000.00	8 - Printed	102550NL-6391
97190030	RUSH TRUCK CENT	05/31/2018	\$ 22,200.00	\$ -	0 - Closed	10051410-6411
63190042	SCENARIO LEARNI	06/25/2018	\$ 19,550.73	\$ 19,550.73	8 - Printed	10235150-6412
85190010	SCHOOL DUDE	06/25/2018	\$ 26,054.83	\$ -	0 - Closed	10255AJN-6411
63190008	SCHOODOLOGY INC.	05/29/2018	\$ 117,248.25	\$ -	0 - Closed	10223289-6312
63190055	SHI INTERNATION	07/10/2018	\$ 165,024.56	\$ -	0 - Closed	10235150-6412
81190026	SMOOTHIE KING	07/09/2018	\$ 55,000.00	\$ 55,000.00	8 - Printed	10052420-6471
85190047	SOLAR CONTROL F	07/09/2018	\$ 50,000.00	\$ 50,000.00	8 - Printed	10255AHI-6411
84190000	SPECIAL SCHOOL	07/18/2018	\$ 27,995.87	\$ -	0 - Closed	10122210-6311
85190019	SPORTSFIELDS4U	07/02/2018	\$ 15,000.00	\$ 15,000.00	8 - Printed	10255AIT-6411
81190016	SPRINGFIELD GRO	06/25/2018	\$ 87,000.00	\$ 81,390.56	8 - Printed	10052420-6471
63190025	STAPLES	06/18/2018	\$ 325,902.00	\$ -	0 - Closed	10225400-6412-04604
63190040	STAPLES	06/25/2018	\$ 337,260.00	\$ 337,260.00	8 - Printed	10225400-6412-04604
81190031	STL TWISTER INC	07/18/2018	\$ 20,000.00	\$ 20,000.00	8 - Printed	10052420-6471
48190063	STV ENERGY SERV	07/24/2018	\$ 77,760.00	\$ 77,760.00	8 - Printed	40406144-6531-00072
75190005	SUN LIFE ASSURA	06/26/2018	\$ 460,000.00	\$ 314,946.28	8 - Printed	12-3131
81190027	SUPER CITY DOTS	07/09/2018	\$ 35,000.00	\$ 35,000.00	8 - Printed	10052420-6471
75190011	SYMETRA LIFE IN	07/05/2018	\$ 280,000.00	\$ 237,299.96	8 - Printed	10-2304 *
61190005	TOTAL ORGANICS	07/09/2018	\$ 98,280.00	\$ 98,158.00	8 - Printed	102550NL-6391
48190074	TR, I ARCHITECT	07/30/2018	\$ 43,054.99	\$ 43,054.99	8 - Printed	40406167-6521-00059
48190073	TR, I ARCHITECT	07/30/2018	\$ 93,651.68	\$ 93,651.68	8 - Printed	40406169-6521-00049
48190060	TRANE U.S. INC	07/20/2018	\$ 860,120.00	\$ 495,090.00	8 - Printed	40406135-6521-00073
63190007	TURNITIN	05/29/2018	\$ 22,155.20	\$ -	0 - Closed	10235150-6412
71190006	U.S. POSTMASTER	07/10/2018	\$ 23,000.00	\$ -	0 - Closed	10234226-6391 *
75190001	UNITED HEALTH C	06/25/2018	\$ 900,000.00	\$ 774,654.05	8 - Printed	12-3125 *
63190039	UNIV. OF MISSOU	06/25/2018	\$ 166,320.00	\$ -	0 - Closed	10-1705 *
81190023	US FOODSERVICE	07/05/2018	\$ 472,000.00	\$ 437,874.10	8 - Printed	10052420-6471
58190005	USA TOURS, INC	05/23/2018	\$ 17,910.00	\$ 17,910.00	8 - Printed	11259640-6342-08436
39190000	VERDANT WEB TEC	05/31/2018	\$ 26,250.00	\$ -	0 - Closed	40255088-6544
63190063	VERIZON WIRELES	07/24/2018	\$ 55,000.00	\$ 55,000.00	8 - Printed	11149034-6411-08795
85190007	VILLA LIGHTING	06/18/2018	\$ 40,000.00	\$ 38,978.08	8 - Printed	102550E0-6411
63190011	WINDSTREAM COMM	06/01/2018	\$ 40,000.00	\$ 36,976.28	8 - Printed	11149034-6411-08795
56190001	WINNING STREAK	04/24/2018	\$ 20,000.00	\$ 20,000.00	8 - Printed	10141570-6411
63190029	WORLDWIDE TECHN	06/20/2018	\$ 30,052.00	\$ 30,052.00	8 - Printed	10235010-6316
63190000	WREN ASSOCIATES	04/25/2018	\$ 34,083.00	\$ -	0 - Closed	10235150-6412
48190061	WRIGHT CONSTRU	07/20/2018	\$ 1,429,865.00	\$ 801,392.50	8 - Printed	40406102-6521-00059
<b>TOTAL:</b>			<b>\$23,663,959.21</b>			

**SPOT MARKET REPORT - JULY FY19**

<b>Purchase Order</b>	<b>Create Date</b>	<b>Vendor #</b>	<b>Name</b>	<b>Comm. Code</b>	<b>QTY.</b>	<b>UOM</b>	<b>Unit Price</b>	<b>Description</b>	<b>Object</b>	<b>Account Amt</b>
61190001	07/05/2018	631777	COSTCO	202				8.5 x 11 WHITE COPY PAPER - 30%		
61190001					840	EACH	\$ 29.74	RECYCLED PAPER - GP SPECTRUM	1615	\$ 24,981.60
85190141	07/31/2018	615999	FROESEL OIL CO, INC	400						
85190141					204	EACH	\$ 2.25	RFG REG UNLEADED	6411	\$ 458.80
85190141					410	EACH	\$ 2.36	ULS #2 DIESEL	6411	\$ 966.78
85190141					1	EACH	\$ 301.44	STATE AND FEDERAL TAXES AND FEES	6411	\$ 301.44
85190141					1097	EACH	\$ 2.25	RFG REG UNLEADED	6411	\$ 2,467.15
<b>Total Commodity 202 (Paper)</b>										\$ 24,981.60
<b>Total Commodity 400 (Fuel - Facilities)</b>										\$ 4,194.17
<b>Total Commodity 500 (Fuel - Transportation)</b>										\$ -
<b>Total Commodity 401 (Trash Liners)</b>										\$ -
<b>Total Commodity 700 (Produce)</b>										\$ -
<b>Grand Total All Commodity</b>										\$ 29,175.77